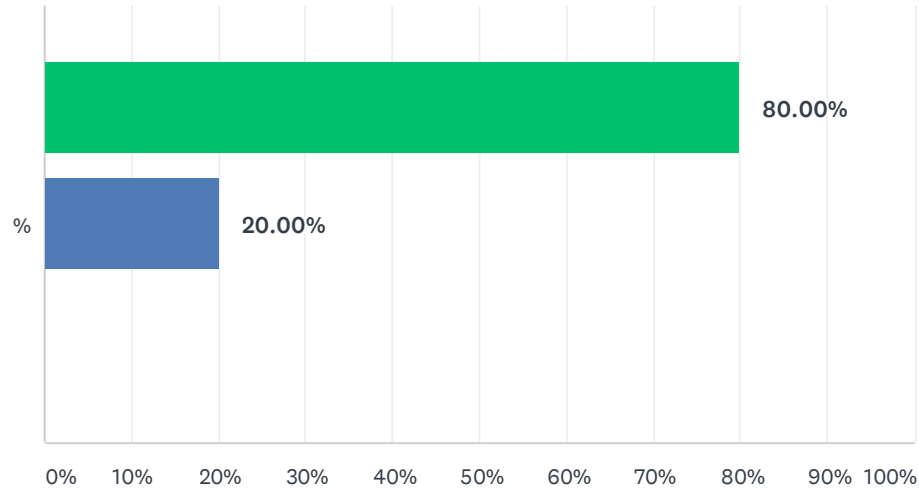


## Q1 The committee set attainable initiatives.

Answered: 5 Skipped: 0

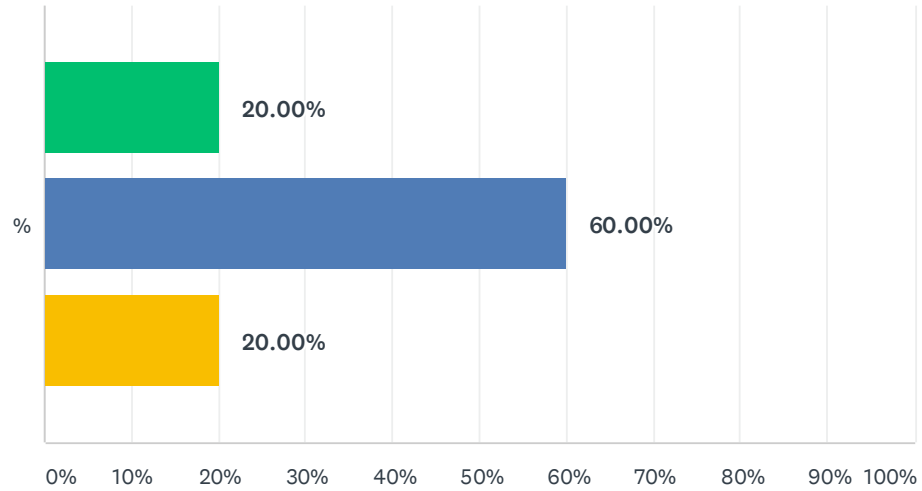


■ Yes 
 ■ No 
 ■ Not Sure

	YES	NO	NOT SURE	TOTAL	WEIGHTED AVERAGE
%	80.00%	20.00%	0.00%		
	4	1	0	5	1.80

## Q2 The committee completed Initiative 1: Technology Plan Review

Answered: 5 Skipped: 0

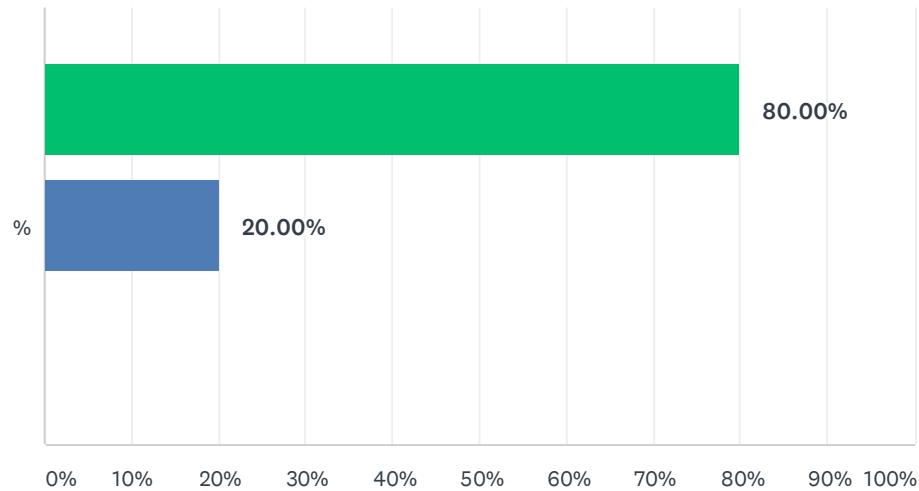


■ Yes 
 ■ No 
 ■ Not sure

	YES	NO	NOT SURE	TOTAL	WEIGHTED AVERAGE
%	20.00%	60.00%	20.00%		
	1	3	1	5	1.25

### Q3 The committee completed Initiative 2: Analyze impacts and opportunities under the SCFF and communicate those impacts and opportunities to the community

Answered: 5 Skipped: 0

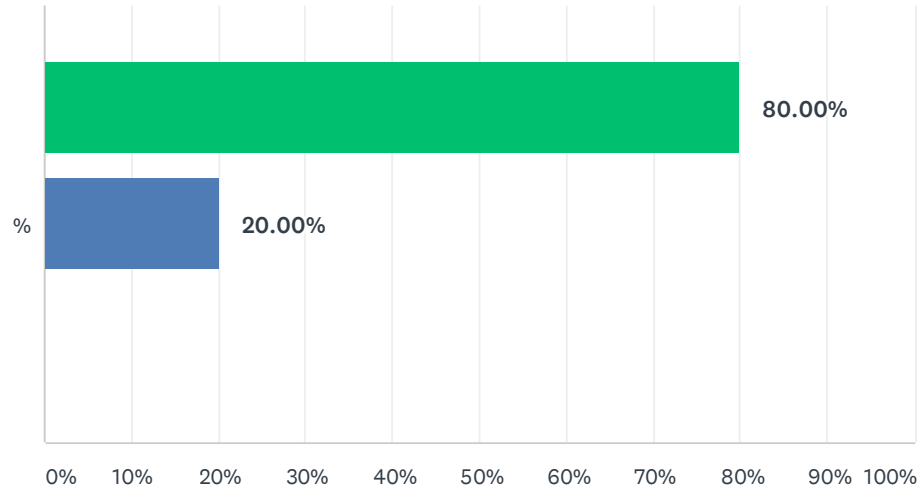


■ Yes 
 ■ No 
 ■ Not sure

	YES	NO	NOT SURE	TOTAL	WEIGHTED AVERAGE
%	80.00%	20.00%	0.00%		
	4	1	0	5	1.80

### Q4 The committee completed Initiative 3: Maintain current revenue streams and pursue additional revenues/savings/efficiencies

Answered: 5 Skipped: 0

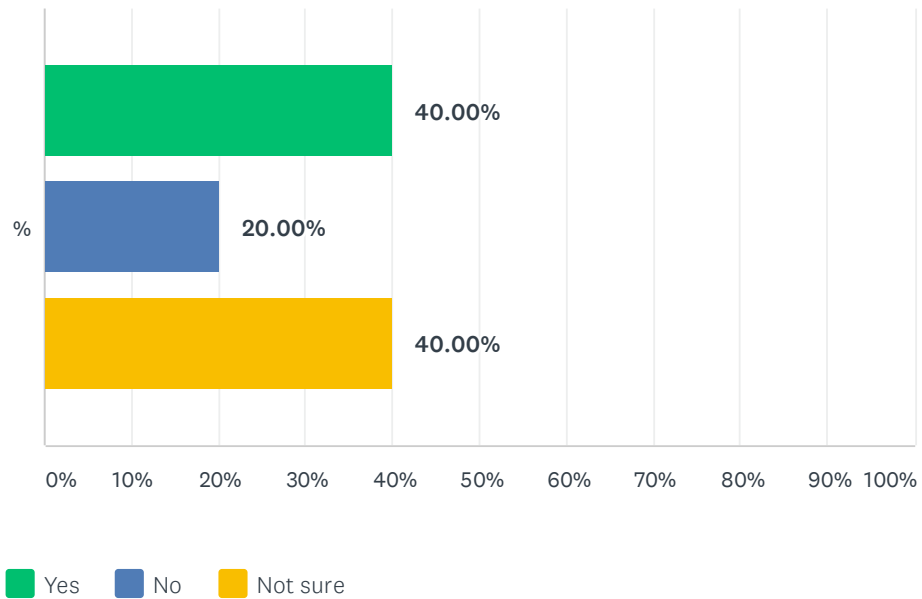


■ Yes 
 ■ No 
 ■ Not sure

	YES	NO	NOT SURE	TOTAL	WEIGHTED AVERAGE
%	80.00%	20.00%	0.00%		
	4	1	0	5	1.80

### Q5 The committee completed Initiative 4: Develop a process to monitor the implementation of the Educational and Facilities Master Plan

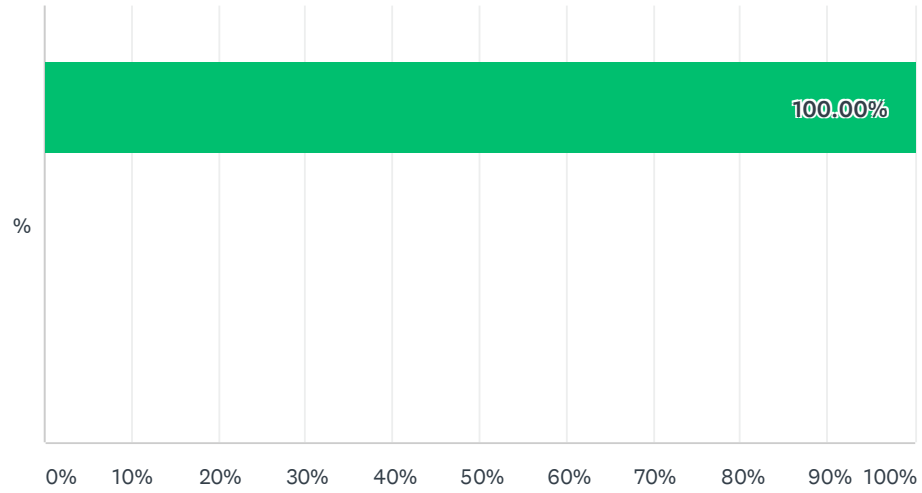
Answered: 5 Skipped: 0



	YES	NO	NOT SURE	TOTAL	WEIGHTED AVERAGE
%	40.00%	20.00%	40.00%	5	1.67
	2	1	2		

## Q6 The committee completed Initiative 5: Continue to support ISER development

Answered: 5 Skipped: 0



■ Yes
 ■ No
 ■ Not sure

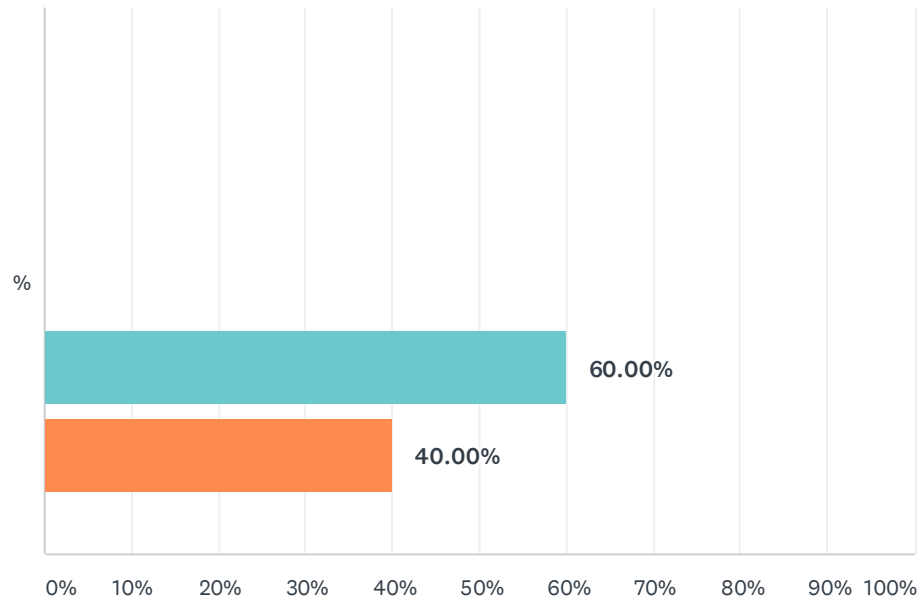
	YES	NO	NOT SURE	TOTAL	WEIGHTED AVERAGE
%	100.00%	0.00%	0.00%		
	5	0	0	5	2.00

## Q7 What initiatives would you recommend for next year?

Answered: 2 Skipped: 3

## Q8 Committee members received clear and timely meeting information.

Answered: 5 Skipped: 0



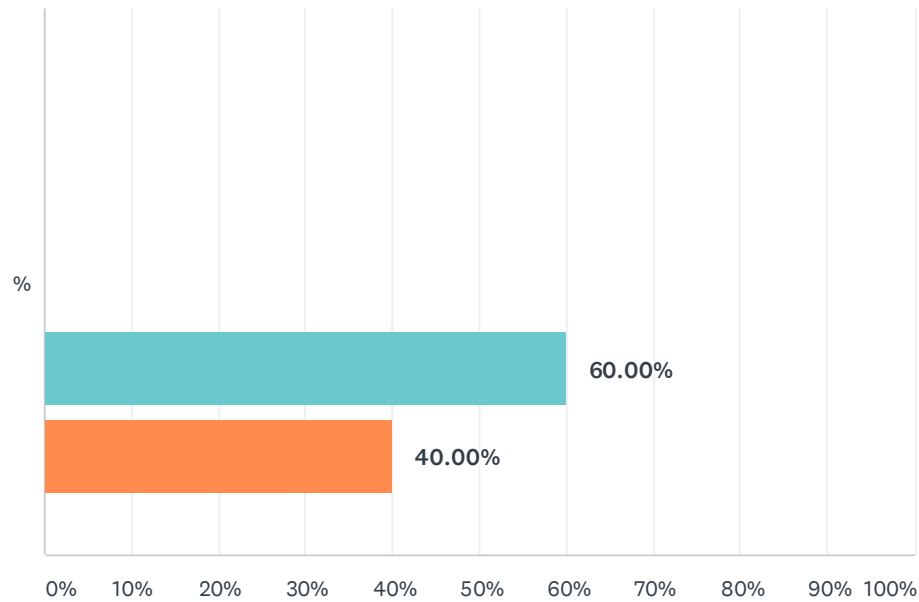
■ Strongly Disagree 
 ■ Disagree 
 ■ Neutral 
 ■ Agree 
 ■ Strongly Agree

	STRONGLY DISAGREE	DISAGREE	NEUTRAL	AGREE	STRONGLY AGREE	TOTAL	WEIGHTED AVERAGE
%	0.00%	0.00%	0.00%	60.00%	40.00%		
	0	0	0	3	2	5	4.40



## Q9 Committee members received appropriate budget materials to support decisions.

Answered: 5 Skipped: 0

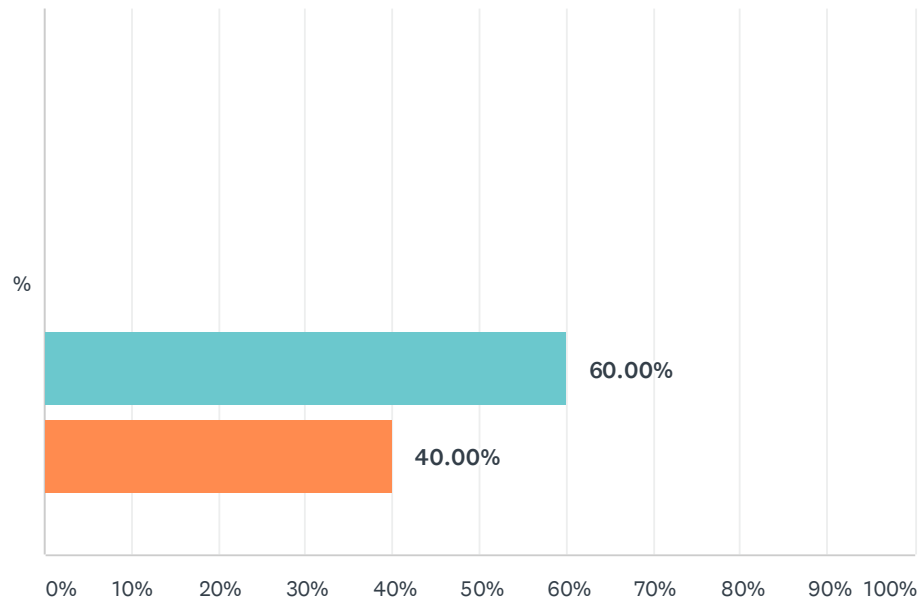


■ Strongly Disagree 
 ■ Disagree 
 ■ Neutral 
 ■ Agree 
 ■ Strongly Agree

	STRONGLY DISAGREE	DISAGREE	NEUTRAL	AGREE	STRONGLY AGREE	TOTAL	WEIGHTED AVERAGE
%	0.00%	0.00%	0.00%	60.00%	40.00%		
	0	0	0	3	2	5	4.40

## Q10 Committee members received timely budget materials to support decisions.

Answered: 5 Skipped: 0

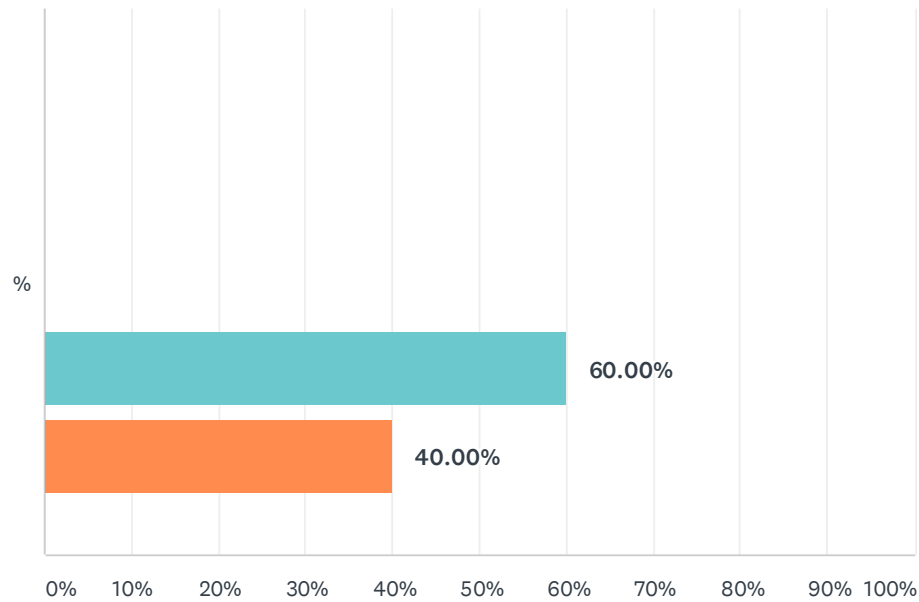


■ Strongly Disagree 
 ■ Disagree 
 ■ Neutral 
 ■ Agree 
 ■ Strongly Agree

	STRONGLY DISAGREE	DISAGREE	NEUTRAL	AGREE	STRONGLY AGREE	TOTAL	WEIGHTED AVERAGE
%	0.00%	0.00%	0.00%	60.00%	40.00%		
	0	0	0	3	2	5	4.40

## Q11 I understood the Planning & Budget process well enough to provide critical input.

Answered: 5 Skipped: 0

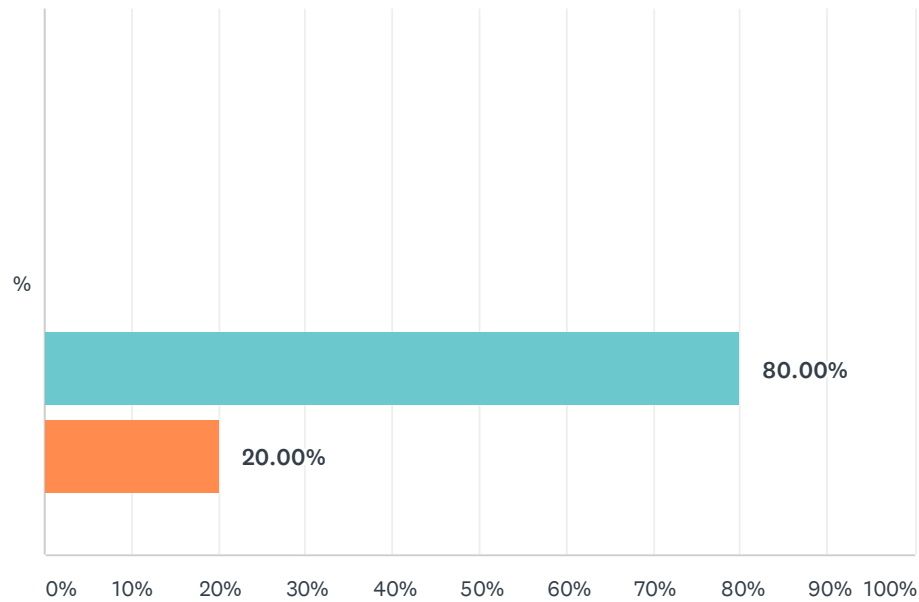


■ Strongly Disagree 
 ■ Disagree 
 ■ Neutral 
 ■ Agree 
 ■ Strongly Agree

	STRONGLY DISAGREE	DISAGREE	NEUTRAL	AGREE	STRONGLY AGREE	TOTAL	WEIGHTED AVERAGE
%	0.00%	0.00%	0.00%	60.00%	40.00%		
	0	0	0	3	2	5	4.40

## Q12 The committee made decisions and recommendations in a timely and effective manner.

Answered: 5 Skipped: 0

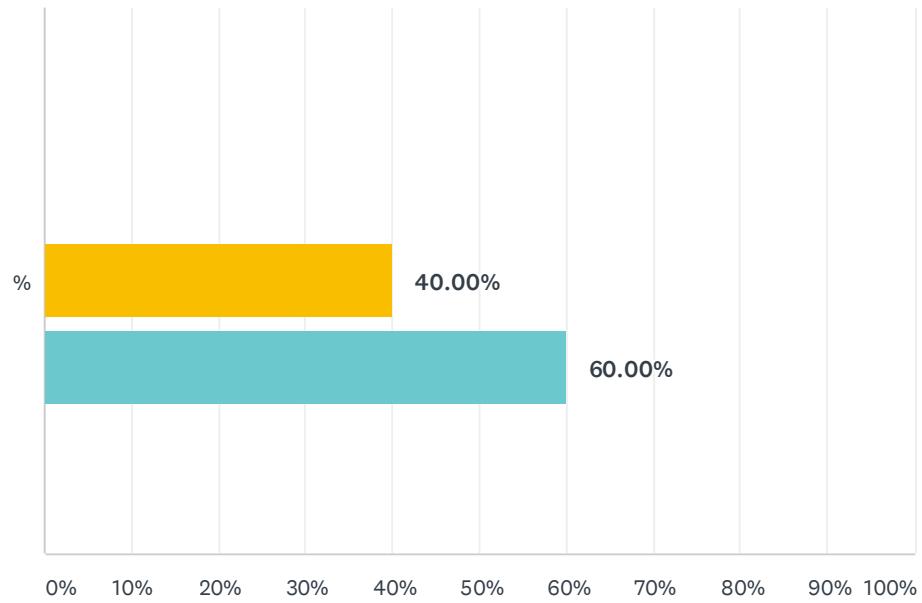


■ Strongly Disagree 
 ■ Disagree 
 ■ Neutral 
 ■ Agree 
 ■ Strongly Agree

	STRONGLY DISAGREE	DISAGREE	NEUTRAL	AGREE	STRONGLY AGREE	TOTAL	WEIGHTED AVERAGE
%	0.00%	0.00%	0.00%	80.00%	20.00%	5	4.20
	0	0	0	4	1		

### Q13 The committee has the appropriate number of members.

Answered: 5 Skipped: 0

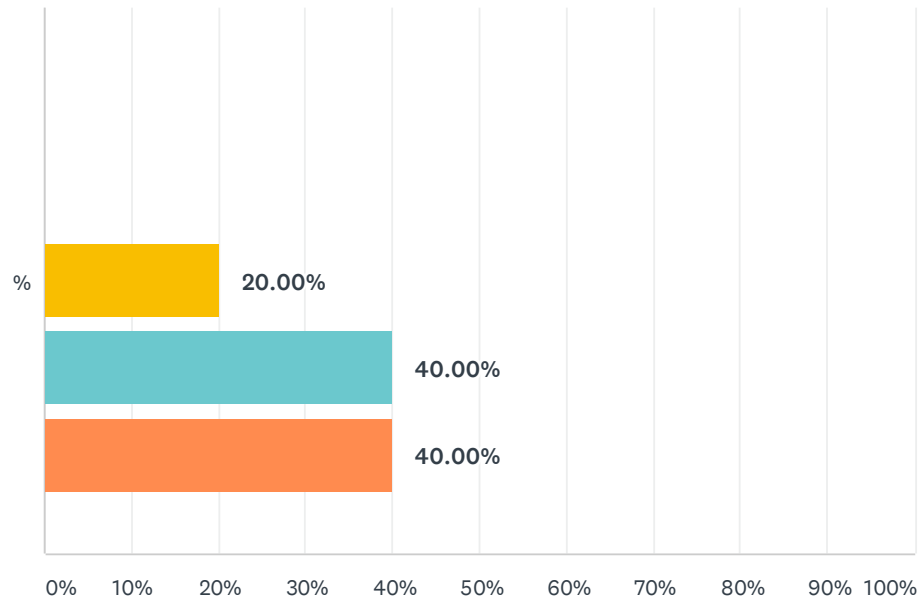


■ Strongly Disagree 
 ■ Disagree 
 ■ Neutral 
 ■ Agree 
 ■ Strongly Agree

	STRONGLY DISAGREE	DISAGREE	NEUTRAL	AGREE	STRONGLY AGREE	TOTAL	WEIGHTED AVERAGE
%	0.00%	0.00%	40.00%	60.00%	0.00%		
	0	0	2	3	0	5	3.60

### Q14 The committee has appropriate representation.

Answered: 5 Skipped: 0

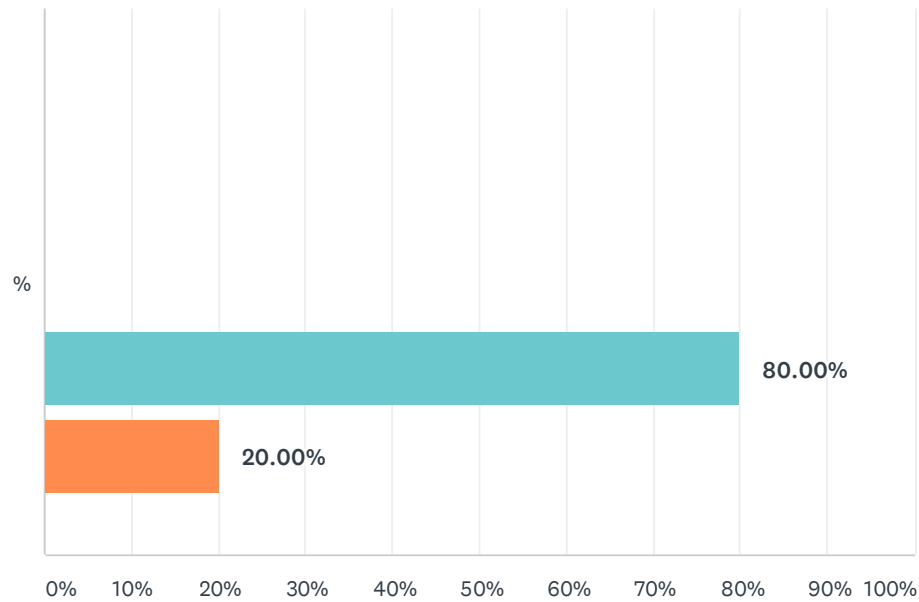


■ Strongly Disagree 
 ■ Disagree 
 ■ Neutral 
 ■ Agree 
 ■ Strongly Agree

	STRONGLY DISAGREE	DISAGREE	NEUTRAL	AGREE	STRONGLY AGREE	TOTAL	WEIGHTED AVERAGE
%	0.00%	0.00%	20.00%	40.00%	40.00%	5	4.20
	0	0	1	2	2		

## Q15 The committee's composition reflected an appropriate mix of skills, experience, backgrounds, and diversity.

Answered: 5 Skipped: 0



■ Strongly Disagree 
 ■ Disagree 
 ■ Neutral 
 ■ Agree 
 ■ Strongly Agree

	STRONGLY DISAGREE	DISAGREE	NEUTRAL	AGREE	STRONGLY AGREE	TOTAL	WEIGHTED AVERAGE
%	0.00%	0.00%	0.00%	80.00%	20.00%	5	4.20
	0	0	0	4	1		

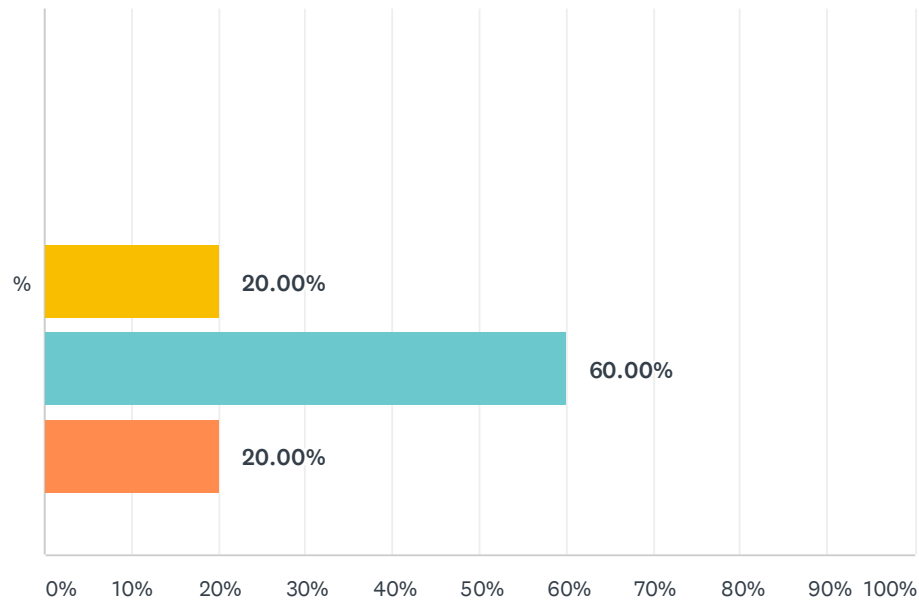
**Q16 Please list any training you would like regarding committee documents and/or processes.**

Answered: 0 Skipped: 5



## Q17 Budget assumptions were received, updated, and changes to the assumptions requested by the committee were made

Answered: 5 Skipped: 0

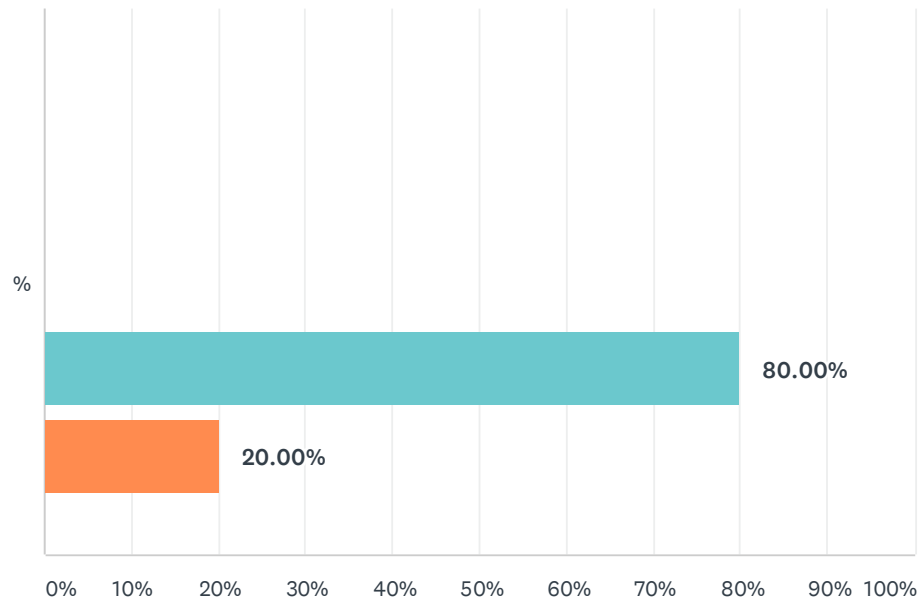


■ Strongly Disagree 
 ■ Disagree 
 ■ Neutral 
 ■ Agree 
 ■ Strongly Agree

	STRONGLY DISAGREE	DISAGREE	NEUTRAL	AGREE	STRONGLY AGREE	TOTAL	WEIGHTED AVERAGE
%	0.00%	0.00%	20.00%	60.00%	20.00%		
	0	0	1	3	1	5	4.00

## Q18 The 311 Quarterly reports were presented and there was an opportunity to ask questions

Answered: 5 Skipped: 0

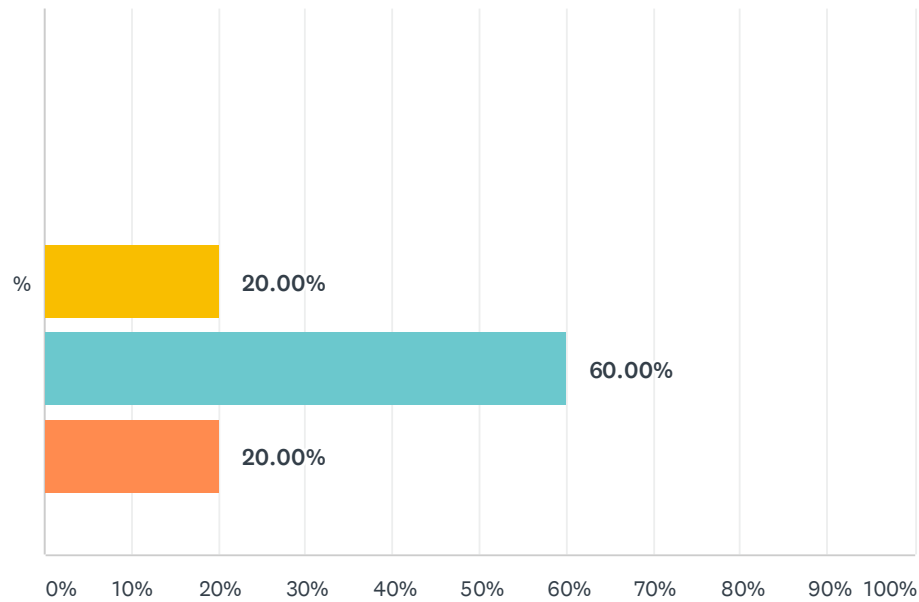


■ Strongly Disagree 
 ■ Disagree 
 ■ Neutral 
 ■ Agree 
 ■ Strongly Agree

	STRONGLY DISAGREE	DISAGREE	NEUTRAL	AGREE	STRONGLY AGREE	TOTAL	WEIGHTED AVERAGE
%	0.00%	0.00%	0.00%	80.00%	20.00%		
	0	0	0	4	1	5	4.20

## Q19 The Resource Allocation Rubric was used accurately to rank institutional needs.

Answered: 5 Skipped: 0

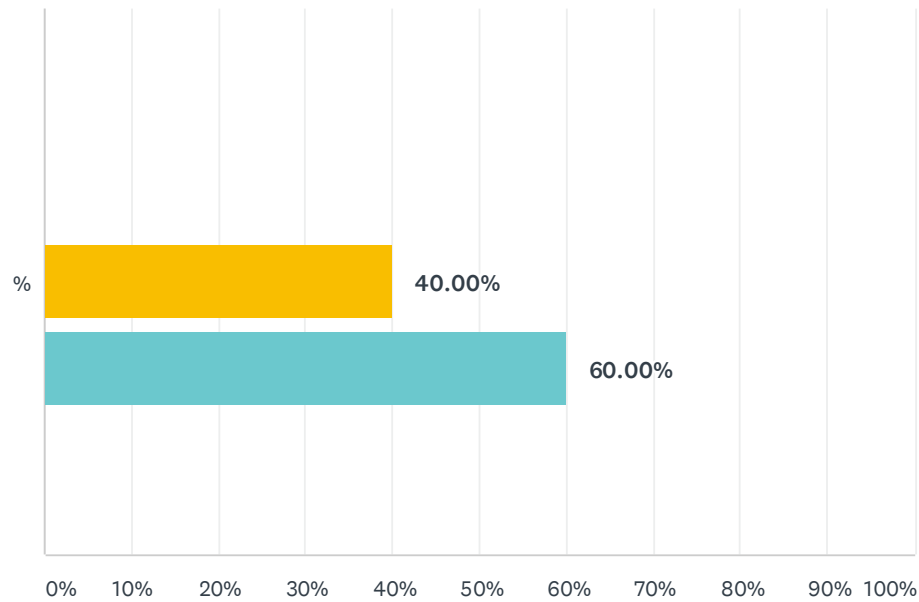


■ Strongly Disagree 
 ■ Disagree 
 ■ Neutral 
 ■ Agree 
 ■ Strongly Agree

	STRONGLY DISAGREE	DISAGREE	NEUTRAL	AGREE	STRONGLY AGREE	TOTAL	WEIGHTED AVERAGE
%	0.00%	0.00%	20.00%	60.00%	20.00%		
	0	0	1	3	1	5	4.00

## Q20 The weighting of the scoring areas on the rubric provide a fair assessment of the needs of the institution.

Answered: 5 Skipped: 0

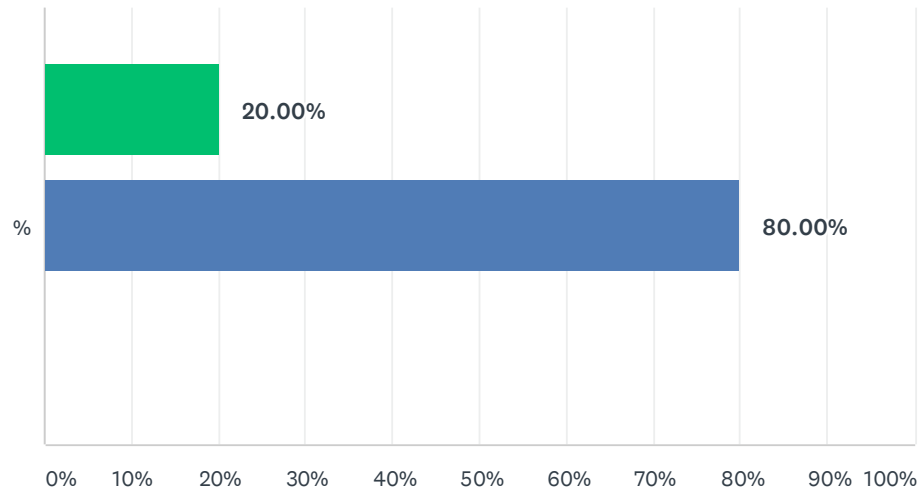


■ Strongly Disagree 
 ■ Disagree 
 ■ Neutral 
 ■ Agree 
 ■ Strongly Agree

	STRONGLY DISAGREE	DISAGREE	NEUTRAL	AGREE	STRONGLY AGREE	TOTAL	WEIGHTED AVERAGE
%	0.00%	0.00%	40.00%	60.00%	0.00%		
	0	0	2	3	0	5	3.60

## Q21 Do you think additional scoring areas need to be added?

Answered: 5 Skipped: 0

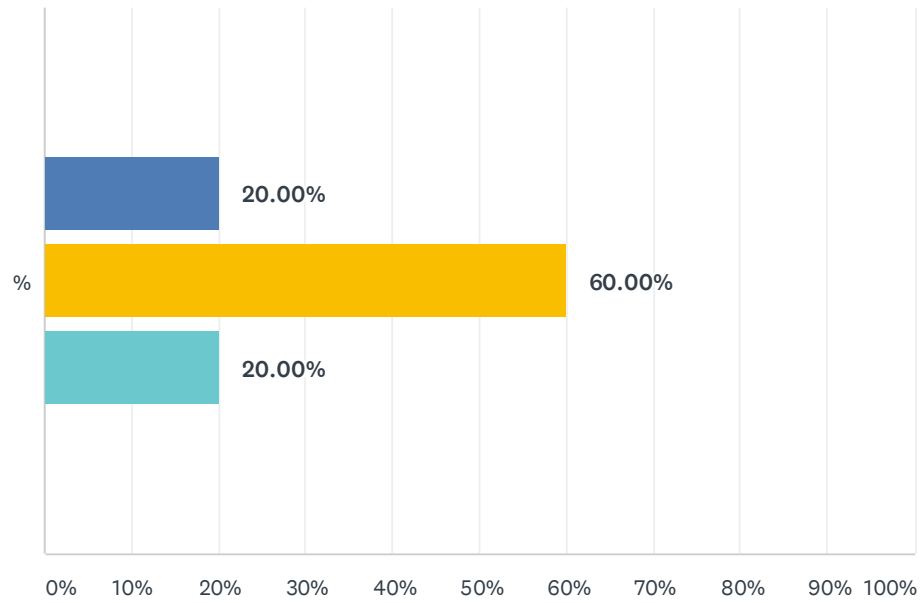


■ Yes 
 ■ No 
 ■ Not sure

	YES	NO	NOT SURE	TOTAL	WEIGHTED AVERAGE
%	20.00%	80.00%	0.00%		
	1	4	0	5	1.20

## Q22 The technology needs were ranked according to institutional needs.

Answered: 5 Skipped: 0

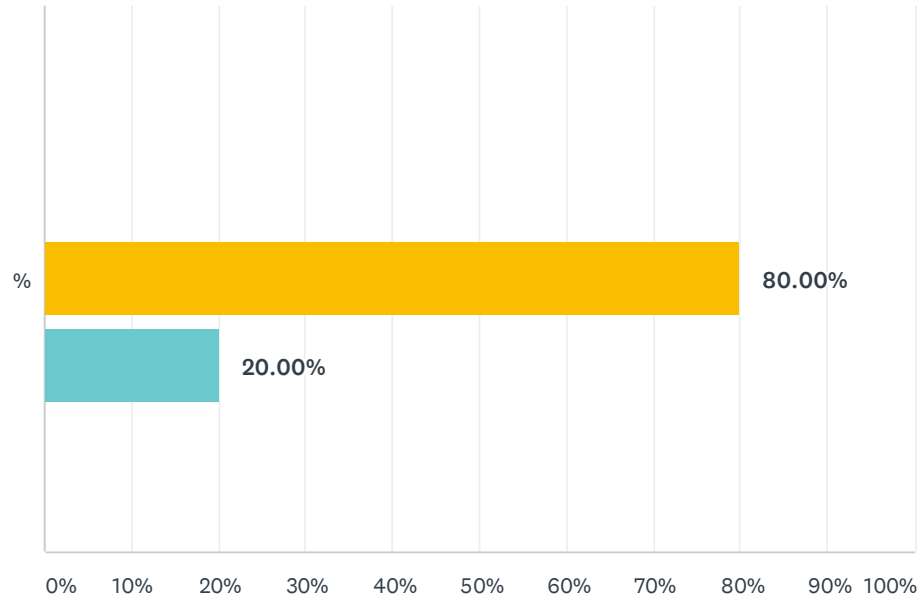


■ Strongly Disagree 
 ■ Disagree 
 ■ Neutral 
 ■ Agree 
 ■ Strongly Agree

	STRONGLY DISAGREE	DISAGREE	NEUTRAL	AGREE	STRONGLY AGREE	TOTAL	WEIGHTED AVERAGE
%	0.00%	20.00%	60.00%	20.00%	0.00%		
	0	1	3	1	0	5	3.00

### Q23 The one-time needs were ranked according to institutional needs.

Answered: 5 Skipped: 0

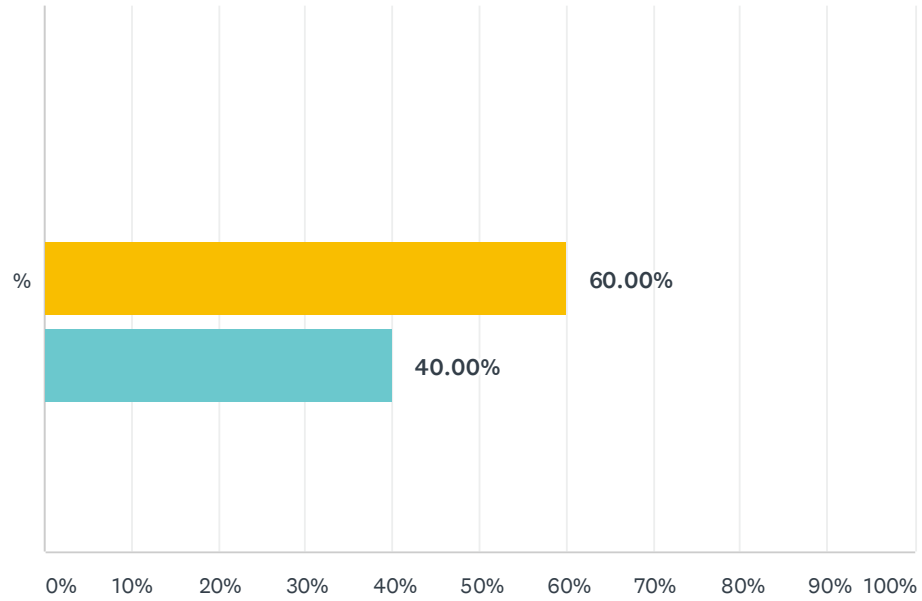


■ Strongly Disagree 
 ■ Disagree 
 ■ Neutral 
 ■ Agree 
 ■ Strongly Agree

	STRONGLY DISAGREE	DISAGREE	NEUTRAL	AGREE	STRONGLY AGREE	TOTAL	WEIGHTED AVERAGE
%	0.00%	0.00%	80.00%	20.00%	0.00%		
	0	0	4	1	0	5	3.20

## Q24 The on-going needs were ranked according to institutional needs.

Answered: 5 Skipped: 0



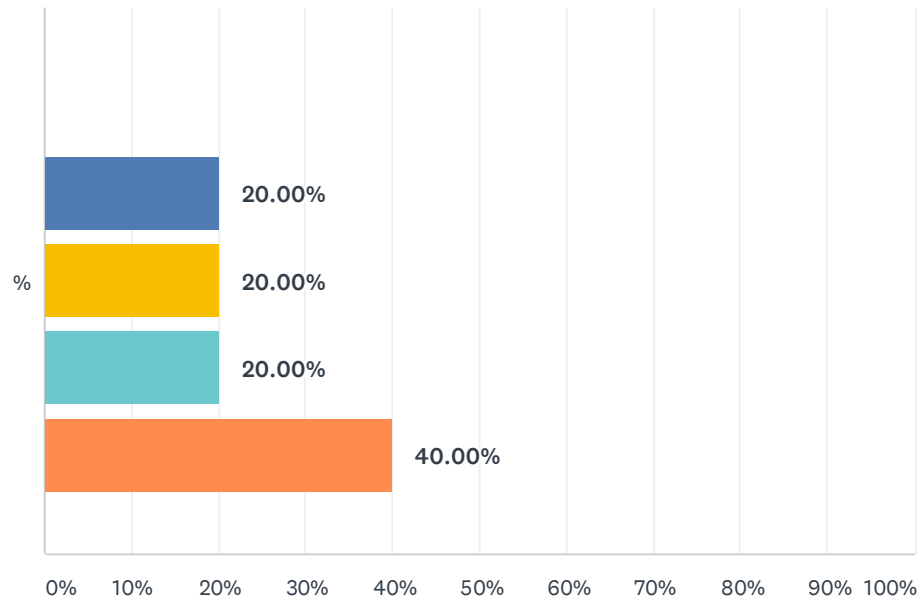
■ Strongly Disagree 
 ■ Disagree 
 ■ Neutral 
 ■ Agree 
 ■ Strongly Agree

	STRONGLY DISAGREE	DISAGREE	NEUTRAL	AGREE	STRONGLY AGREE	TOTAL	WEIGHTED AVERAGE
%	0.00%	0.00%	60.00%	40.00%	0.00%		
	0	0	3	2	0	5	3.40



## Q25 The cluster presentations helped inform my subjective ranking.

Answered: 5 Skipped: 0

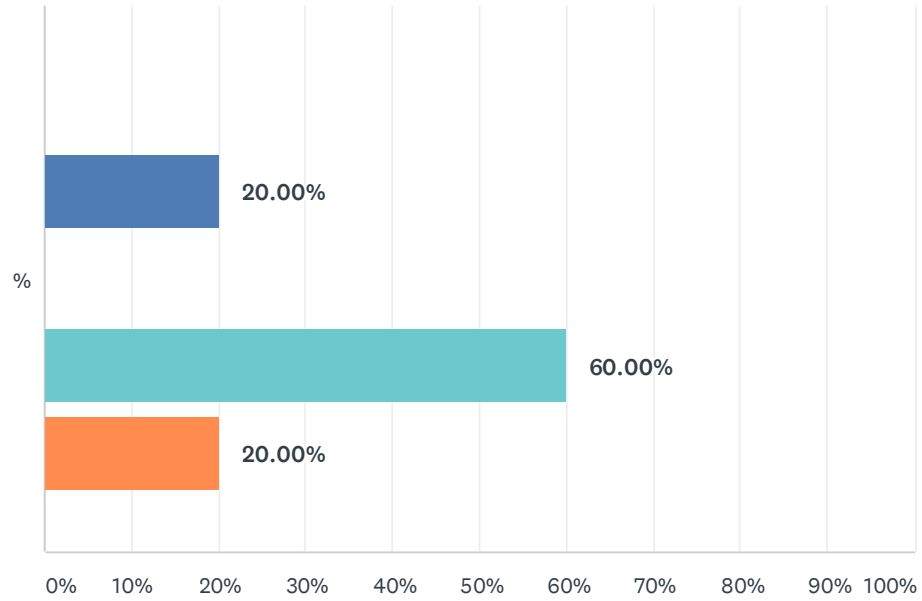


■ Strongly Disagree 
 ■ Disagree 
 ■ Neutral 
 ■ Agree 
 ■ Strongly Agree

	STRONGLY DISAGREE	DISAGREE	NEUTRAL	AGREE	STRONGLY AGREE	TOTAL	WEIGHTED AVERAGE
%	0.00%	20.00%	20.00%	20.00%	40.00%		
	0	1	1	1	2	5	3.80

## Q26 There was sufficient time allowed for cluster presentations.

Answered: 5 Skipped: 0

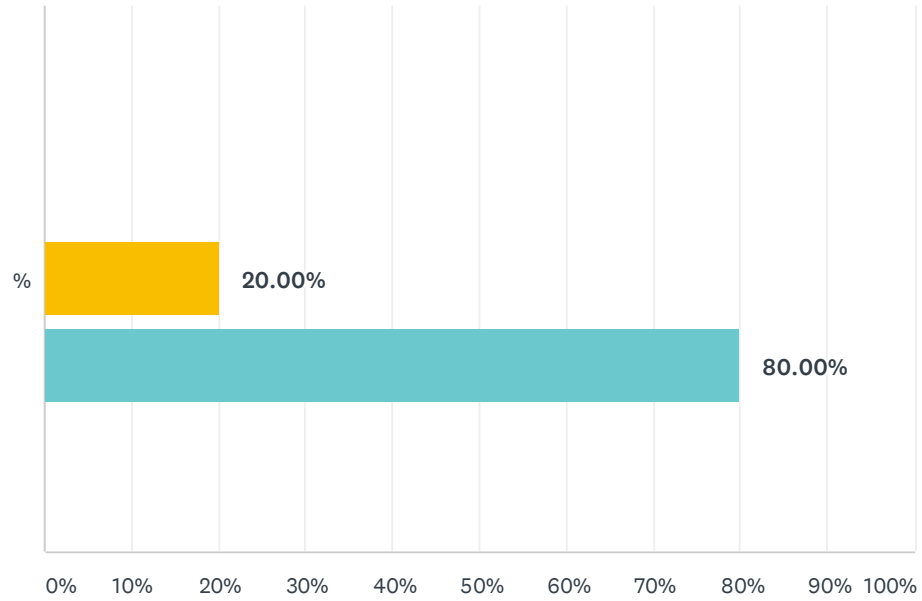


■ Strongly Disagree 
 ■ Disagree 
 ■ Neutral 
 ■ Agree 
 ■ Strongly Agree

	STRONGLY DISAGREE	DISAGREE	NEUTRAL	AGREE	STRONGLY AGREE	TOTAL	WEIGHTED AVERAGE
%	0.00%	20.00%	0.00%	60.00%	20.00%	5	3.80
	0	1	0	3	1		

## Q27 Allowing clusters to prioritize ten requests is an appropriate number.

Answered: 5 Skipped: 0

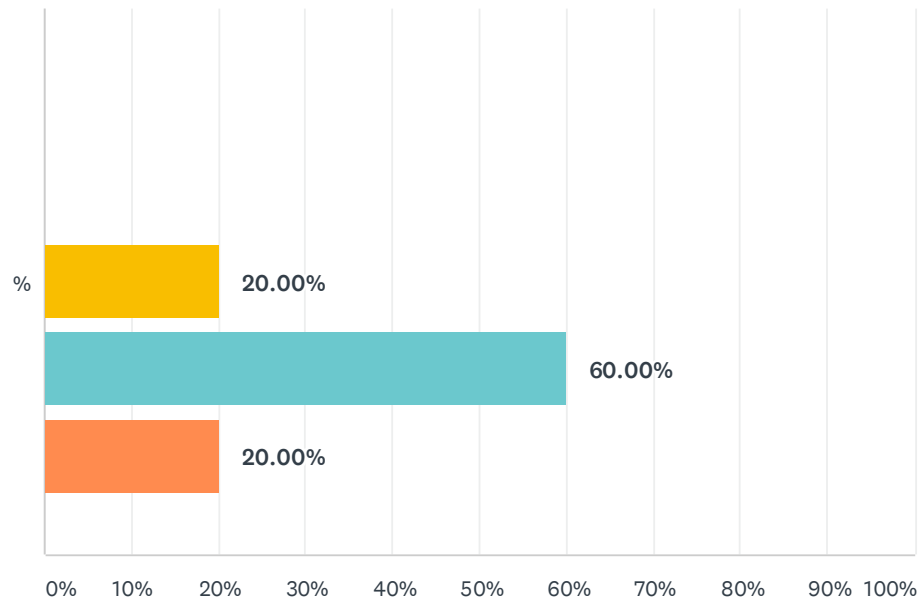


■ Strongly Disagree 
 ■ Disagree 
 ■ Neutral 
 ■ Agree 
 ■ Strongly Agree

	STRONGLY DISAGREE	DISAGREE	NEUTRAL	AGREE	STRONGLY AGREE	TOTAL	WEIGHTED AVERAGE
%	0.00%	0.00%	20.00%	80.00%	0.00%	5	3.80
	0	0	1	4	0		

## Q28 Guidelines for the Resource Allocation Process were clear and easily understood.

Answered: 5 Skipped: 0

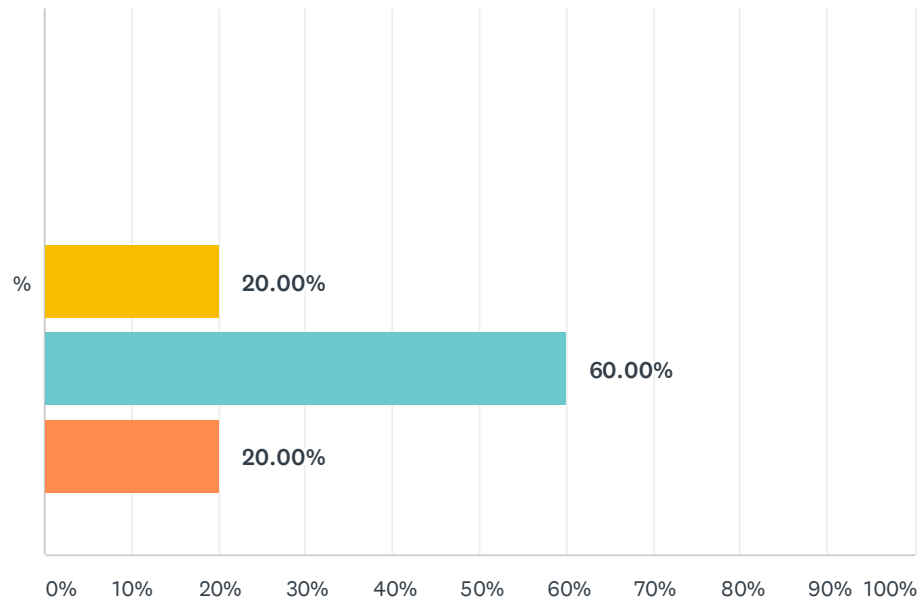


■ Strongly Disagree 
 ■ Disagree 
 ■ Neutral 
 ■ Agree 
 ■ Strongly Agree

	STRONGLY DISAGREE	DISAGREE	NEUTRAL	AGREE	STRONGLY AGREE	TOTAL	WEIGHTED AVERAGE
%	0.00%	0.00%	20.00%	60.00%	20.00%		
	0	0	1	3	1	5	4.00

## Q29 Guidelines for the Resource Allocation Process were properly enforced.

Answered: 5 Skipped: 0



■ Strongly Disagree 
 ■ Disagree 
 ■ Neutral 
 ■ Agree 
 ■ Strongly Agree

	STRONGLY DISAGREE	DISAGREE	NEUTRAL	AGREE	STRONGLY AGREE	TOTAL	WEIGHTED AVERAGE
%	0.00%	0.00%	20.00%	60.00%	20.00%		
	0	0	1	3	1	5	4.00