

2021 INSTRUCTIONAL ANNUAL PROGRAM PLANNING WORKSHEET

CURRENT YEAR: 2021-2022

CLUSTER: HEALTH WORKFORCE & KINESIOLOGY

NEXT SCHEDULED CPPR: SPRING 2022

PROGRAM: EMERGENCY MEDICAL SERVICES

LAST YEAR CPPR COMPLETED: 2017-2018

CURRENT DATE: 2/24/2021

The Annual Program Planning Worksheet (APPW) is the process for:

- reviewing, analyzing and assessing programs on an annual basis
- documenting relevant program changes, trends, and plans for the upcoming year
- identifying program needs, if any, that will become part of the program's [resource plan](#)
- highlighting specific program accomplishments and updates since last year's APPW
- tracking progress on a Program Sustainability Plan if established previously

Note: Degrees and/or certificates for the *same* program *may be consolidated* into one APPW.

This APPW encompasses the following degrees and/or certificates:

A.S. Paramedic, C.A. Paramedic, C.S. Emergency Medical Technician, C.S. Emergency Medical Technician Refresher

GENERAL PROGRAM UPDATE

Describe significant changes, if any, to program mission, purpose or direction. *If there are not any, indicate: NONE.*

NONE

PROGRAM SUSTAINABILITY PLAN UPDATE

Was a Program Sustainability Plan established in your program's most recent Comprehensive Program Plan and Review?

Yes If yes, please complete the Program Sustainability Plan Progress Report below.

No If no, you do not need to complete a Progress Report.

If you selected yes, please complete the Program Sustainability Plan Progress Report below after you complete the Data Analysis section. That data collection and analysis will help you to update, if necessary, your Program Sustainability Plan.

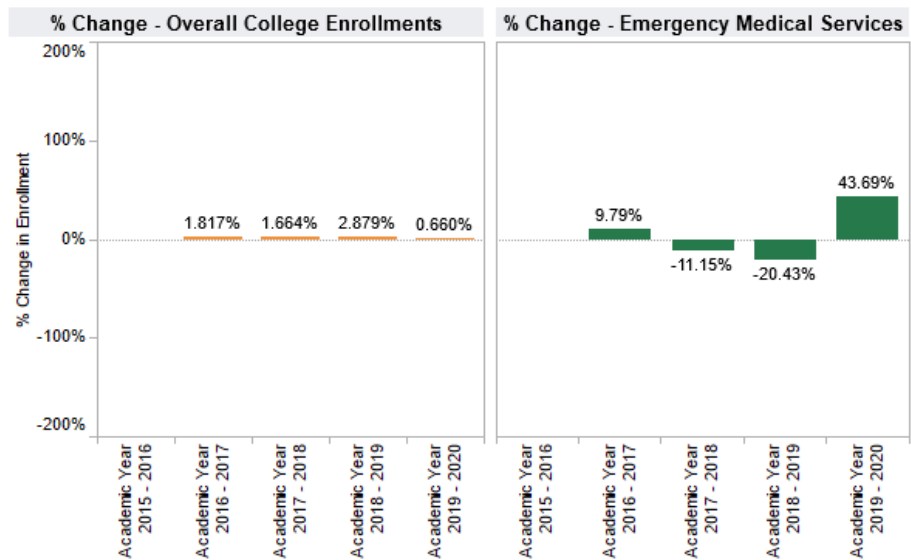
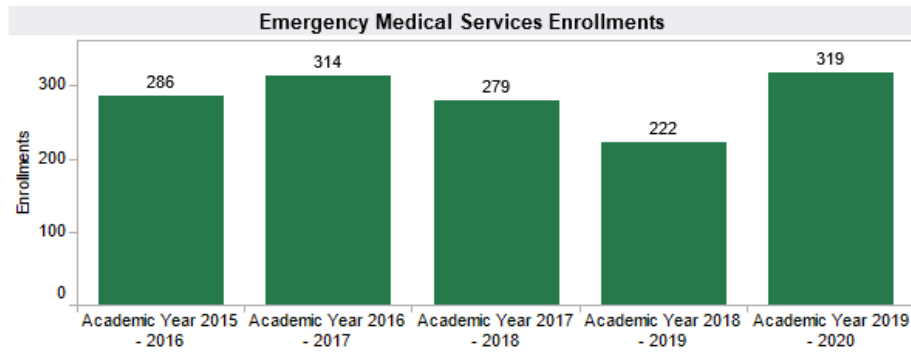
DATA ANALYSIS AND PROGRAM-SPECIFIC MEASUREMENTS

Your responses to the prompts for the data elements below should be for the entire program. If this APPW is for multiple degrees and/or certificates, then you MAY want to comment on each degree and/or certificate or discuss them holistically for the entire program being sure to highlight relevant trends for particular degrees and/or certificates if necessary. Responses in this document need only reference the most recent year's available data.

Our EMS programs rebounded from a year that saw a dip in enrollment. All programs returned to previous and normal levels and we had a return of the Paramedic Prep course (EMS 105 and 105L) this past fall. All 3 EMT (EMS 201) classes had near-capacity fill rates as did the paramedic program which has now had its second consecutive spring start with consistent application rates near or at the program limit of 24. We anticipate that this trend will continue this coming academic year as the pandemic has drawn more people to seek careers in healthcare.

SLOCCCD Program Review Data - Enrollment

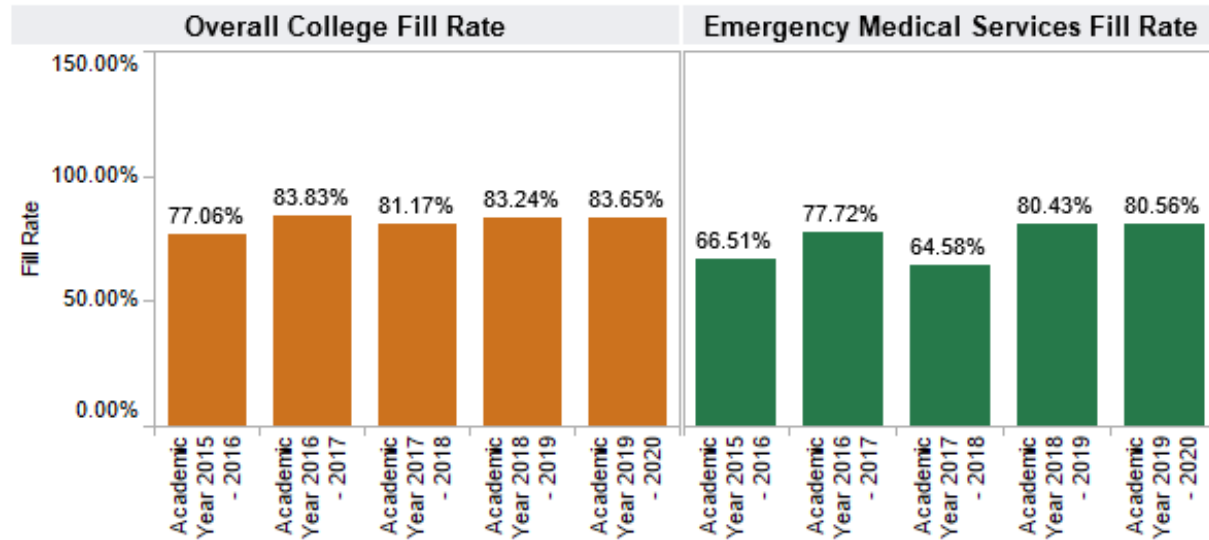
Department:
 Course:
 Dual Enrollment:
 Prison:



As noted above with general enrollment, our fill rates have held steady and we anticipate the same for the subsequent academic year(s) if not a slight increase as we are anticipating a return to face-to-face instruction within this next academic year.

SLOCCCD Program Review Data - Student Demand (Fill Rate)

Department:
 Course:
 Dual Enrollment:
 Prison:

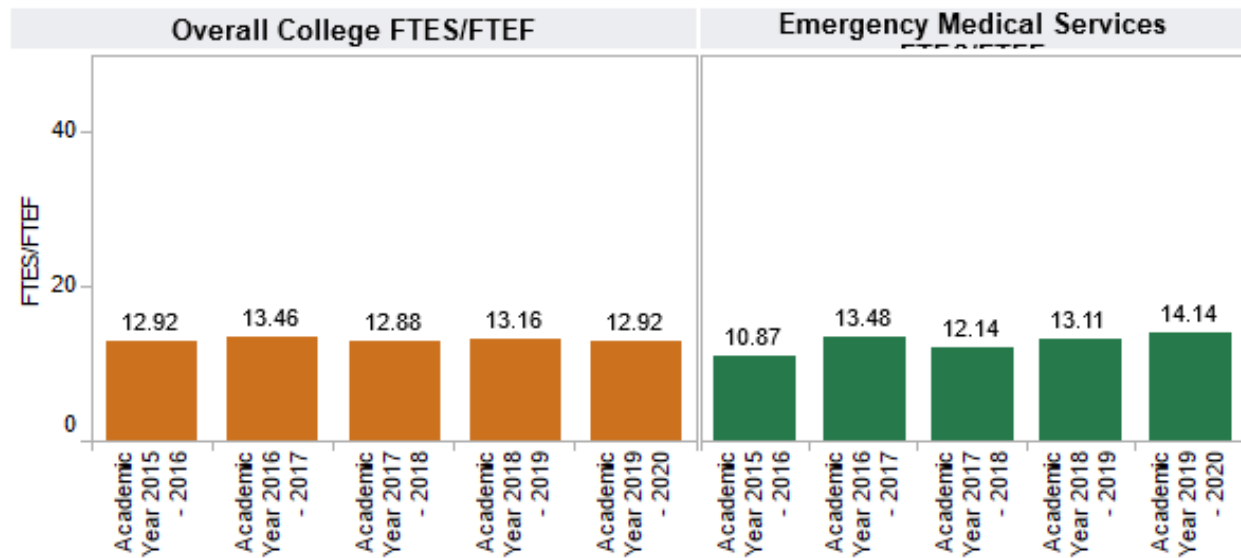


Fill Rate: The ratio of enrollments to class limits. Cross listed class limits are adjusted appropriately. Also, courses with zero class limits are excluded from this measure.

As projected on last year's APPW we have seen a steady increase in FTES/FTEF and are above the college average for the second year in a row. We anticipate this trend will continue as enrollment and fill rates also increase. We attribute these positive changes to the flexibility of our EMT Refresher course attracting students from out of the area, the addition of the third EMS 201 section and the switch to a spring start for our Paramedic program.

SLOCCCD Program Review Data - Efficiency (FTES/FTEF)

Department:
 Course:
 Dual Enrollment:
 Prison:



FTES/FTEF: The ratio of total FTES to Full-Time Equivalent Faculty
 $(\text{SXD4 Total-Hours}/17.5)/\text{XE03 FACULTY-ASSIGNMENT-FTE}$

Even with the unanticipated switch to an online modality of delivering our EMS courses we experienced successful course completion across all programs. We delivered online synchronous lectures, small group labs and limited (yet delayed start) clinical rotations for our Paramedic program. The flexibility and determination of program faculty, staff and students helped to maintain successful course completion and even improve over the previous year.

SLOCCCD Program Review Data: Successful Course Completion

Select Department:

Emergency Medical Services

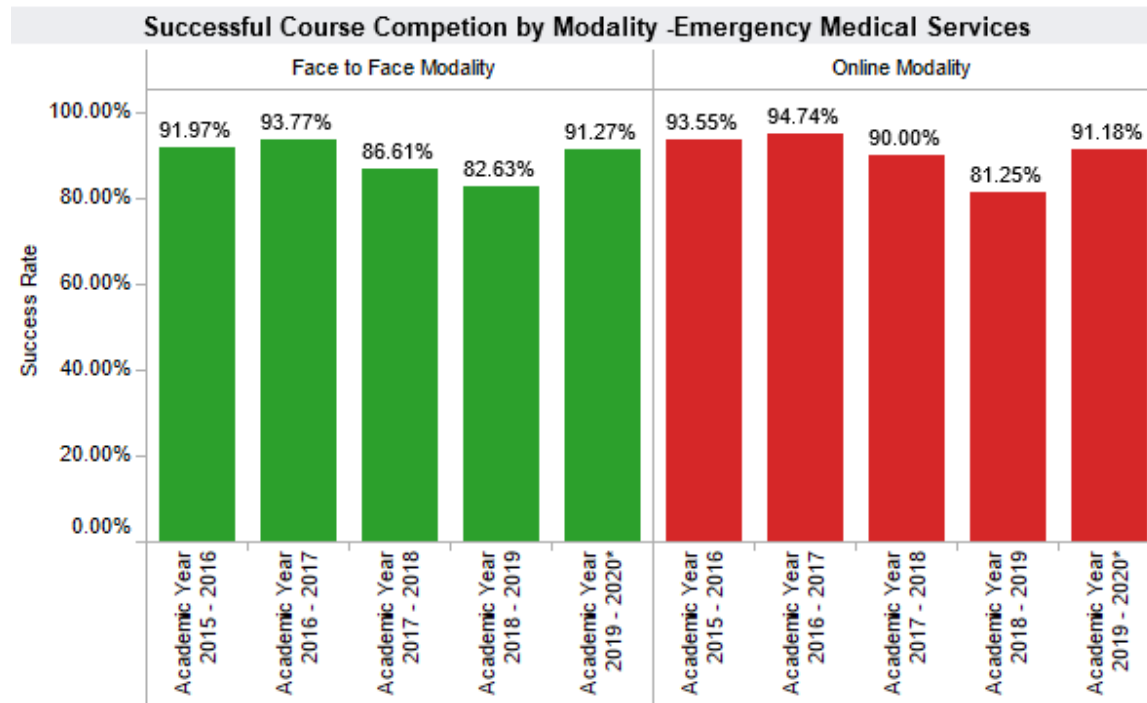
Course:

(All)

Legend:

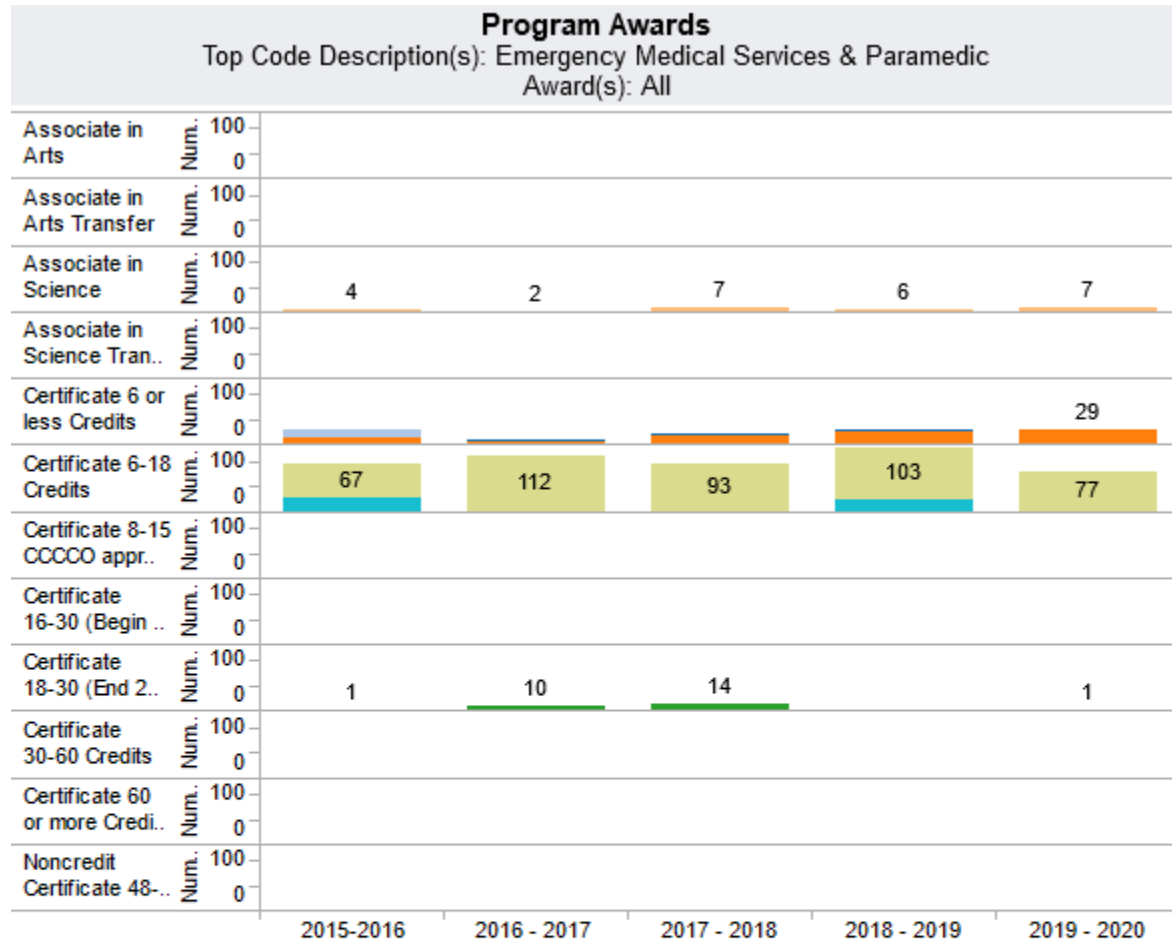
Face to Face Modality

Online Modality



		Academic Year 2015 - 2016	Academic Year 2016 - 2017	Academic Year 2017 - 2018	Academic Year 2018 - 2019	Academic Year 2019 - 2020*
Face to Face Modality	Department Success Rate	91.97%	93.77%	86.61%	82.63%	91.27%
	Total Department Enrollments	252.0	290.0	242.0	190.0	282.0
Online Modality	Department Success Rate	93.55%	94.74%	90.00%	81.25%	91.18%
	Total Department Enrollments	31.0	19.0	40.0	32.0	37.0

Even though we had an increase in enrollment and fill rate, the pandemic did impact the number of students who completed the EMS 102 and 201 programs in the fall of 2020 and we saw a decrease in the number of certificates awarded in those programs. The Paramedic Program had delays that resulted in fewer certificates awarded as shown in the data table (a total of 19 certificates were awarded to Paramedic Program graduates between November of 2019 and January of 2020).



Program Awards Table

Award T.	Award	2015-2016	2016 - 2017	2017 - 2018	2018 - 2019	2019 - 2020
6-18 Credits	Emergency Medical Svcs (CS)	27			24	1
	Total	94	112	93	127	78
Certificate 18-30 (E..	Paramedic (CA)	1	10	14		1
	Total	1	10	14		1
Grand Total		128	134	136	162	115

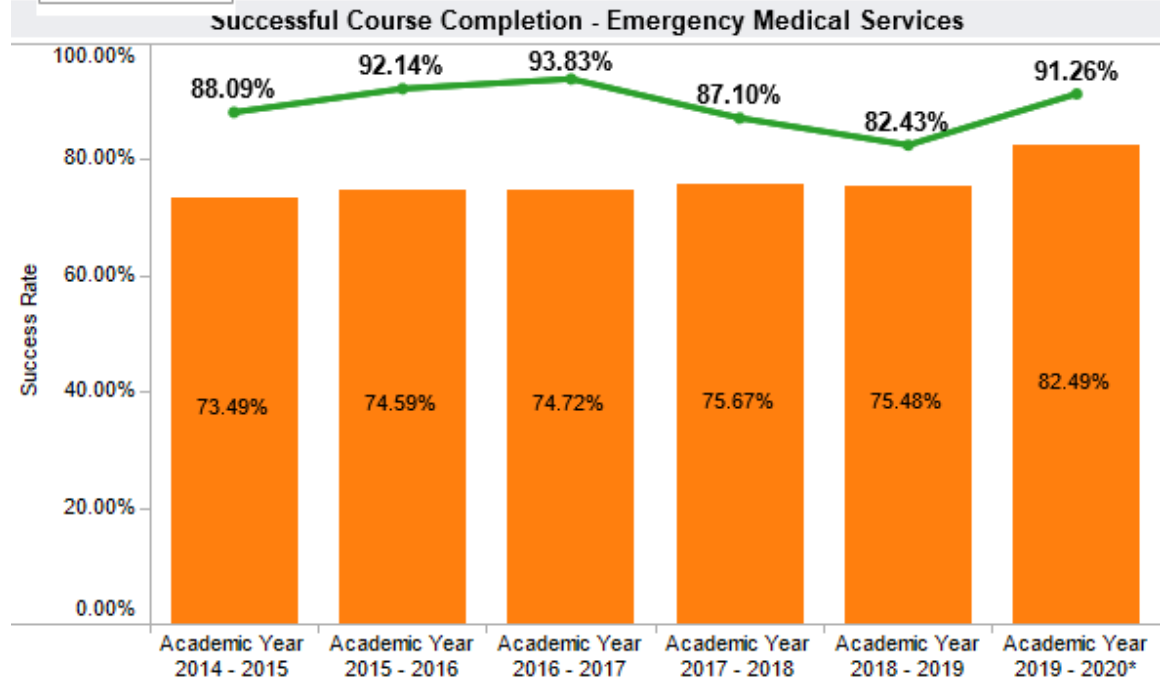
Program Awards: The number of degrees and certificates awarded by program type

EMS Programs overall have seen a comparatively higher successful course completion rate and anticipate that this positive trend will continue. Our disaggregated data shows both EMS 102 and EMS 201 are well-above college averages with the rigorous 9.5-unit EMS 201 course having the lowest completion rate over the last several years. Our Paramedic Program in the last year had over 95% success rate in all courses.

SLOCCCD Program Review Data: Successful Course Completion

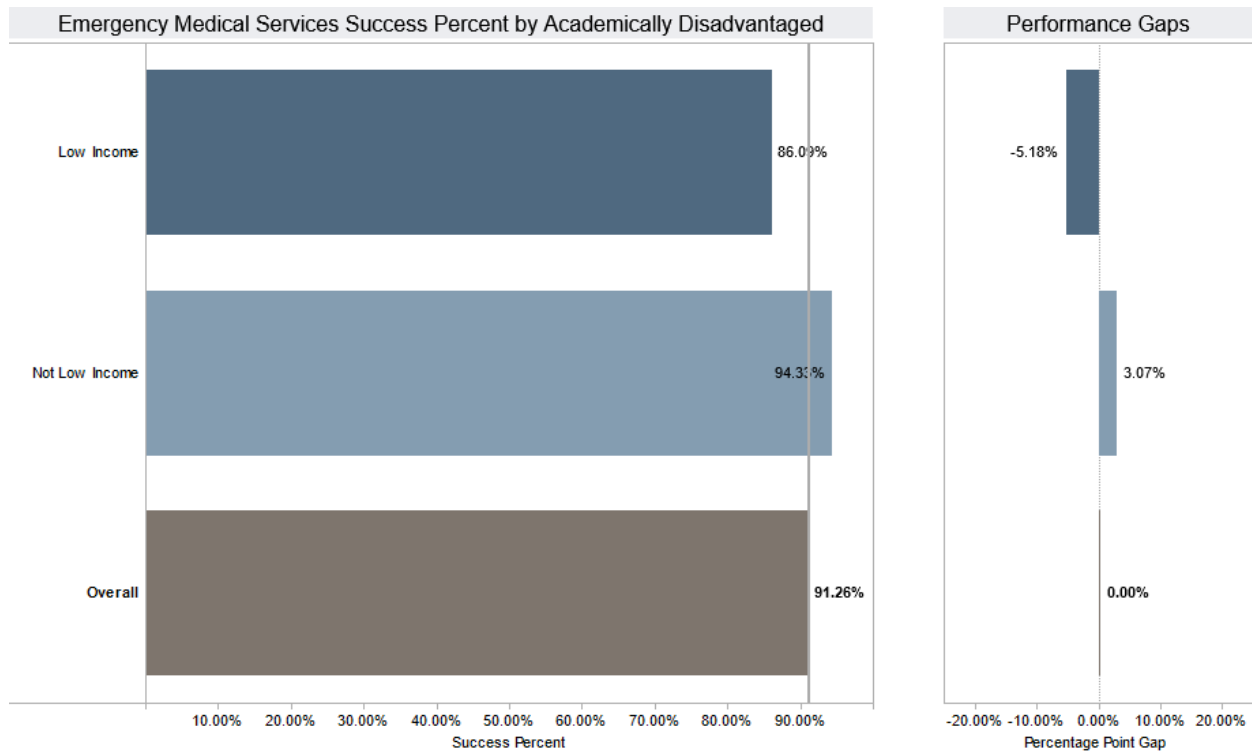
Select Department: TERM_ID: Measure Names:

COURSE:



	Academic Year 2015 - 2016	Academic Year 2016 - 2017	Academic Year 2017 - 2018	Academic Year 2018 - 2019	Academic Year 2019 - 2020*
Department Success..	92.14%	93.83%	87.10%	82.43%	91.26%
Total Enrollments	283	309	282	222	319

Success: The Percentage of student enrollments resulting in a final grade of "C" or better



Note: Successful Course Completion is the ratio of enrollments resulting in a final grade of A, A-, B+, B, B-, C+, C, CR or P to all valid grades.

The high cost of our EMS Programs (EMT and Paramedic) continues to challenge our low-income students. We are working to encourage our students to apply for both financial aid and local scholarships aimed at EMS students. Since the onset of the pandemic we have seen an increase in students needing additional assistance and have worked hard to make sure our students are receiving the help they need in an effort to retain them and help them succeed in the pursuit of their education and career goals.

OTHER RELEVANT PROGRAM DATA (OPTIONAL)

Our EMT and Paramedic programs continue to exceed the national averages for first-time and overall National Registry exam pass rates. Efforts made to prepare our students for this exam, which with successful completion of our programs and this national exam qualifies them to apply for state certification/licensure, have been successful in doing so for well over a decade now. This data is available to the public as well as potential students and is reported to our local program approving entity (San Luis Obispo County Emergency Medical Services Agency).

Report Date: 2/24/2021 2:44:01 PM
Report Type: National Report
Registration Level: EMT
Course Completion Date: 1st Quarter 2019 to 1st Quarter 2021
Training Program: All

[View Legend](#) | [Printer-Friendly Version](#)

[Show All](#) | [Show Only Percentages](#) | [Show Only Numbers](#)

The results of your report request are as follows:

Attempted The Exam	First Attempt Pass	Cumulative Pass Within 3 Attempts	Cumulative Pass Within 6 Attempts	Failed All 6 Attempts	Eligible For Retest	Did Not Complete Within 2 Years
152682	68% (104473)	79% (120529)	80% (121453)	0% (101)	20% (31132)	0% (0)

Report Date: 2/24/2021 2:46:52 PM
Report Type: Program Report (CA-40003)
Registration Level: EMT
Course Completion Date: 1st Quarter 2019 to 1st Quarter 2021
Training Program: Cuesta College Allied Health-EMT (CA-40003)

[View Legend](#) | [Printer-Friendly Version](#)

[Show All](#) | [Show Only Percentages](#) | [Show Only Numbers](#)

The results of your report request are as follows:

Attempted The Exam	First Attempt Pass	Cumulative Pass Within 3 Attempts	Cumulative Pass Within 6 Attempts	Failed All 6 Attempts	Eligible For Retest	Did Not Complete Within 2 Years
168	71% (120)	82% (138)	82% (138)	0% (0)	18% (30)	0% (0)

Report Date: 2/24/2021 2:39:32 PM
 Report Type: National Report
 Registration Level: Paramedic
 Course Completion Date: 1st Quarter 2019 to 1st Quarter 2021
 Training Program: All

[View Legend](#) | [Printer-Friendly Version](#)

[Show All](#) | [Show Only Percentages](#) | [Show Only Numbers](#)

The results of your report request are as follows:

Attempted The Exam	First Attempt Pass	Cumulative Pass Within 3 Attempts	Cumulative Pass Within 6 Attempts	Failed All 6 Attempts	Eligible For Retest	Did Not Complete Within 2 Years
23426	71% (16677)	85% (19866)	87% (20274)	0% (98)	13% (3055)	0% (0)

Report Date: 2/24/2021 2:42:08 PM
 Report Type: Program Report (CA-40001)
 Registration Level: Paramedic
 Course Completion Date: 1st Quarter 2019 to 1st Quarter 2021
 Training Program: Cuesta College-CCPP (CA-40001)

[View Legend](#) | [Printer-Friendly Version](#)

[Show All](#) | [Show Only Percentages](#) | [Show Only Numbers](#)

The results of your report request are as follows:

Attempted The Exam	First Attempt Pass	Cumulative Pass Within 3 Attempts	Cumulative Pass Within 6 Attempts	Failed All 6 Attempts	Eligible For Retest	Did Not Complete Within 2 Years
20	80% (16)	90% (18)	90% (18)	0% (0)	10% (2)	0% (0)

PROGRAM OUTCOMES ASSESSMENT CHECKLIST AND NARRATIVE

CHECKLIST:

- SLO assessment cycle calendar is up to date.
- All courses scheduled for assessment have been assessed in eLumen.
- Program Sustainability Plan progress report completed (if applicable).

NARRATIVE:

Briefly describe program changes, if any, which have been implemented in the previous year as a direct result of the Program or Student Services Learning Outcomes Assessment.

NONE

PROGRAM PLANNING / FORECASTING FOR THE NEXT ACADEMIC YEAR

Briefly describe any program plans for the upcoming academic year. These may include but are not limited to the following: *(Note: you do not need to respond to each of the items below). If there are no forecasted plans for the program, for the upcoming year, indicate: NONE.*

- A. New or modified plans for achieving program-learning outcomes

None

- B. Anticipated changes in curriculum, scheduling or delivery modality

We do not anticipate further changes to curriculum or scheduling this academic year as the pandemic continues and we are not implementing any changes currently.

- C. Levels, delivery or types of services

None

- D. Facility-changes

We still need to recover the lost classroom space because of the bond measure build of the 2600/2700 building. As our programs have grown, we have really felt the impact of this loss and have no dedicated lab space.

- E. Staffing projections

Although the previous Paramedic Program Director position has been filled with a PT faculty member (8 hours a week), the Paramedic Program remains understaffed. Our resource allocation plan shows the need for a FT Paramedic Program Director and another FT tenure-track EMS faculty position for the Paramedic Program. The program would also benefit from the Allied Health Associate Director position being filled as well as the Nursing & Allied Health unit plan request for a dedicated lab technician.

- F. Other

None

PROGRAM SUSTAINABILITY PLAN PROGRESS REPORT

This section only needs to be completed if a program has an existing Program Sustainability Plan. Indicate whether objectives established in your Program Sustainability Plan have been addressed or not, and if improvement targets have been met.

Area of Decline or Challenge	Identified Objective (Paste from PSP)	Planning Steps (Check all that apply)	Has the Improvement Target Been Met?
Enrollment		<input type="checkbox"/> Identified <input type="checkbox"/> Resources Allocated <input type="checkbox"/> Implemented	Select one
Student Demand (Fill Rate)		<input type="checkbox"/> Identified <input type="checkbox"/> Resources Allocated <input type="checkbox"/> Implemented	Select one
Efficiency (FTES/FTEF)		<input type="checkbox"/> Identified <input type="checkbox"/> Resources Allocated <input type="checkbox"/> Implemented	Select one
Student Success – Course Completion		<input type="checkbox"/> Identified <input type="checkbox"/> Resources Allocated <input type="checkbox"/> Implemented	Select one
Student Success – Course Modality		<input type="checkbox"/> Identified <input type="checkbox"/> Resources Allocated <input type="checkbox"/> Implemented	Select one
Degrees and Certificates Awarded		<input type="checkbox"/> Identified <input type="checkbox"/> Resources Allocated <input type="checkbox"/> Implemented	Select one

If Program Sustainability Plan is still necessary, provide a brief description of how you plan to continue your PSP and update your PSP to remove any objectives that have been addressed and include any new objectives that are needed.