

2021 INSTRUCTIONAL ANNUAL PROGRAM PLANNING WORKSHEET

CURRENT YEAR: 2021- 2022

PROGRAM: DRAMA

CLUSTER: HUMANITIES

LAST YEAR CPPR COMPLETED: 2019

NEXT SCHEDULED CPPR: 2023/2024

CURRENT DATE: 2/19/2021

The Annual Program Planning Worksheet (APPW) is the process for:

- reviewing, analyzing and assessing programs on an annual basis
- documenting relevant program changes, trends, and plans for the upcoming year
- identifying program needs, if any, that will become part of the program's [resource plan](#)
- highlighting specific program accomplishments and updates since last year's APPW
- tracking progress on a Program Sustainability Plan if established previously

Note: Degrees and/or certificates for the *same* program **may be consolidated** into one APPW.

This APPW encompasses the following degrees and/or certificates:

[AA-T. Associates of Arts Transfer Degree in Theatre Arts \(AA-T\)](#)

Describe significant changes, if any, to program mission, purpose or direction. *If there are not any, indicate: NONE.*

NONE

GENERAL PROGRAM UPDATE

The Drama Program's Theatre Productions continue to be the heart of our program. The productions continue to introduce and involve our students with guest artists. It serves as a powerful bridge to the community and acts as an outreach tool. Diversity of artists and literature are central to our mission. As the pandemic swept across the country and theatres boarded up, faculty retooled the platform of performance and took on a new virtual challenge. Plays were replaced by podcast episodes and students gained valuable performance skills on the new platforms. We continue to stimulate cross disciplinary conversations throughout our county, region, nation and now globally to ensure student engagement and challenge.

A new course *Theatrical Costume Construction II* has been written and is awaiting approval.

This will allow our students to receive expert technical theatre training and be competitiveness when transferring to 4 year theatre programs.

PROGRAM SUSTAINABILITY PLAN UPDATE

Was a Program Sustainability Plan established in your program's most recent Comprehensive Program Plan and Review?

Yes If yes, please complete the Program Sustainability Plan Progress Report below.

No If no, you do not need to complete a Progress Report.

If you selected yes, please complete the Program Sustainability Plan Progress Report below after you complete the Data Analysis section. That data collection and analysis will help you to update, if necessary, your Program Sustainability Plan.

DATA ANALYSIS AND PROGRAM-SPECIFIC MEASUREMENTS

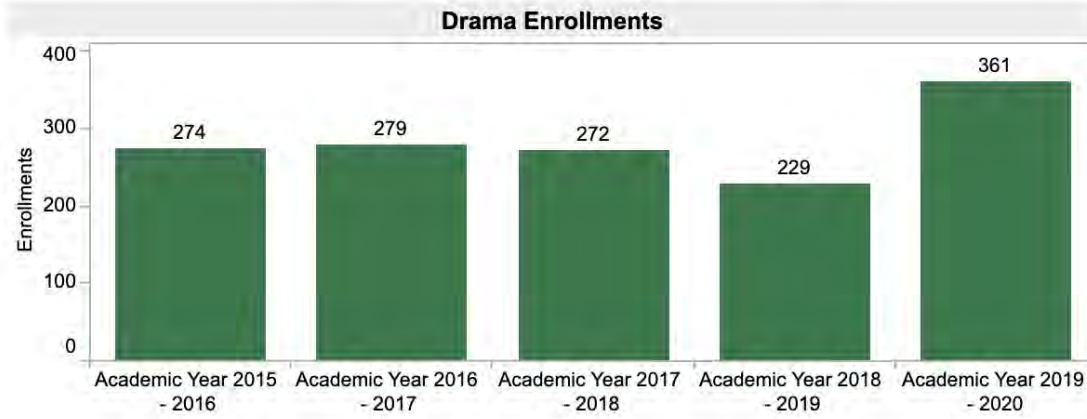
Your responses to the prompts for the data elements below should be for the entire program. If this APPW is for multiple degrees and/or certificates, then you MAY want to comment on each degree and/or certificate or discuss them holistically for the entire program being sure to highlight relevant trends for particular degrees and/or certificates if necessary. Responses in this document need only reference the most recent year's available data.

[General Enrollment \(Insert Aggregated Data Chart\)](#)

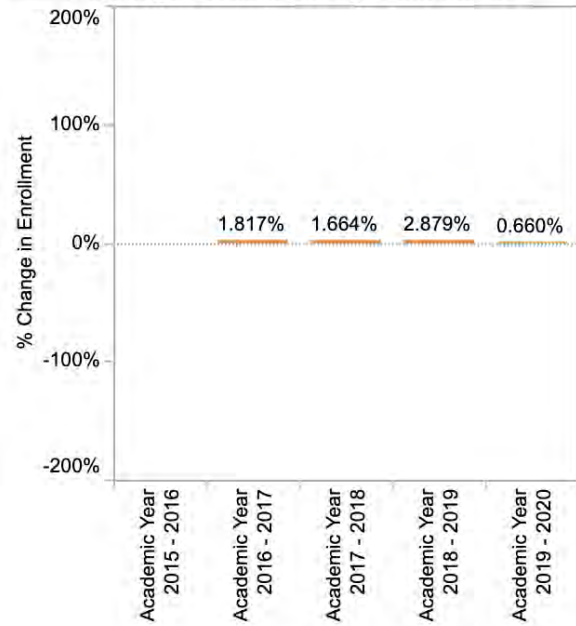
Insert the data chart and explain observed differences between the program and the college.

SLOCCCD Program Review Data - Enrollment

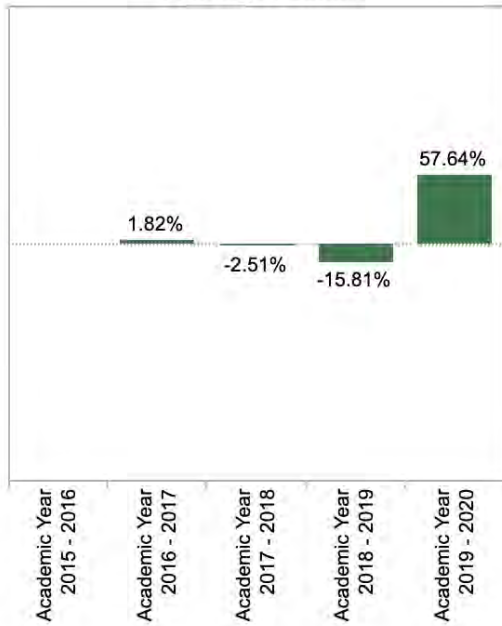
Department: Course: Dual Enrollment: Prison:



% Change - Overall College Enrollments



% Change - Drama



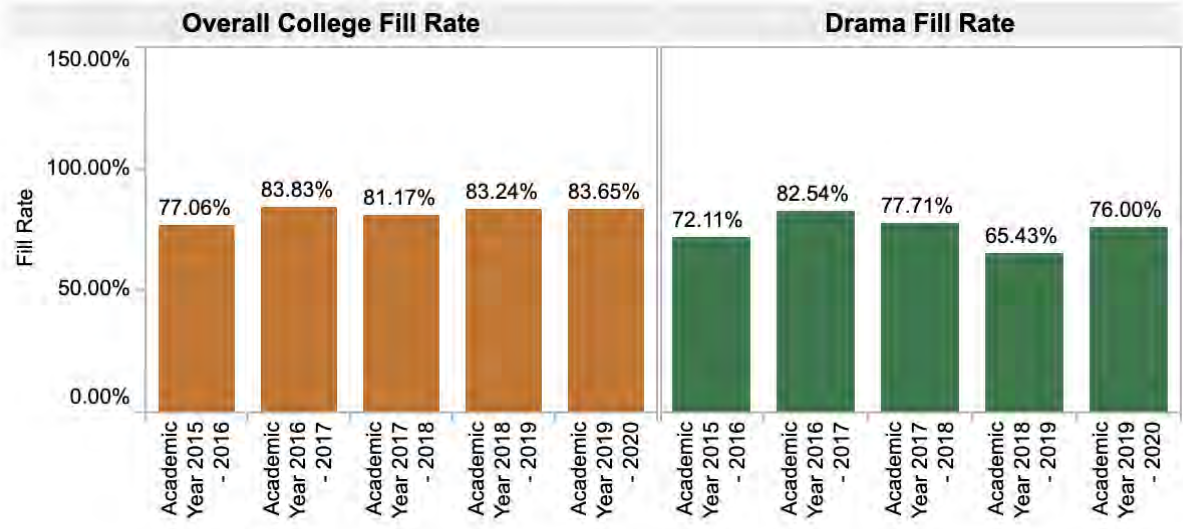
Enrollment is the highest we have seen in 5 years – Theatre peeps are rocking it!

[General Student Demand \(Fill Rate\) \(Insert Aggregated Data Chart\)](#)

Insert the data chart and explain observed differences between the program and the college.

SLOCCCD Program Review Data - Student Demand (Fill Rate)

Department: Course: Dual Enrollment: Prison:



Fill Rate: The ratio of enrollments to class limits. Cross listed class limits are adjusted appropriately. Also, courses with zero class limits are excluded from this measure.

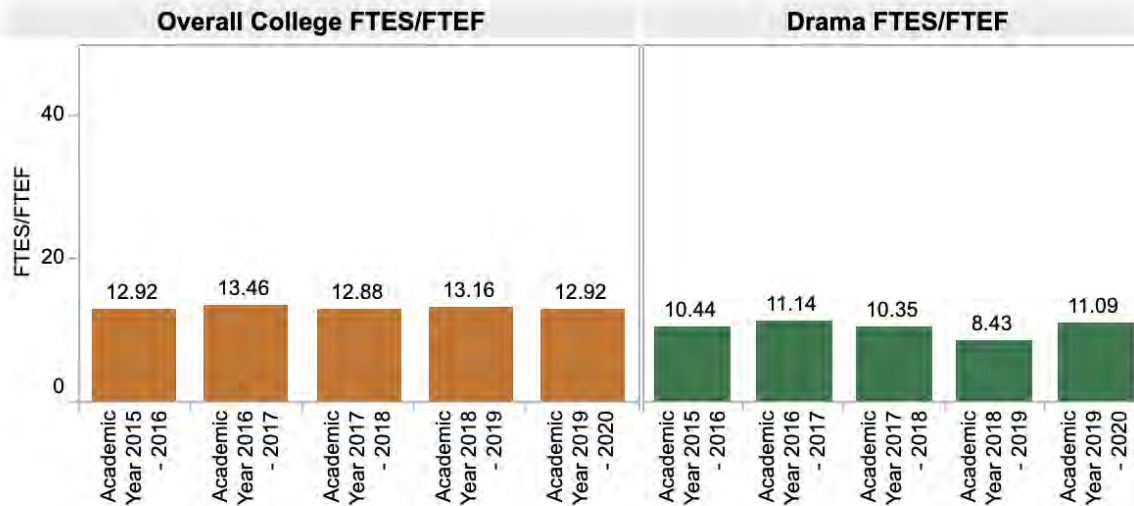
We are relieved to see our fill rate buoy from a low of 65% in 2018 – 19.

[General Efficiency \(FTES/FTEF\) \(Insert Aggregated Data Chart\)](#)

Insert the data chart and explain observed differences between the program and the college.

SLOCCCD Program Review Data - Efficiency (FTES/FTEF)

Department: Course: Dual Enrollment: Prison:



FTES/FTEF: The ratio of total FTES to Full-Time Equivalent Faculty (SXD4 Total-Hours/17.5)/XE03 FACULTY-ASSIGNMENT-FTE)

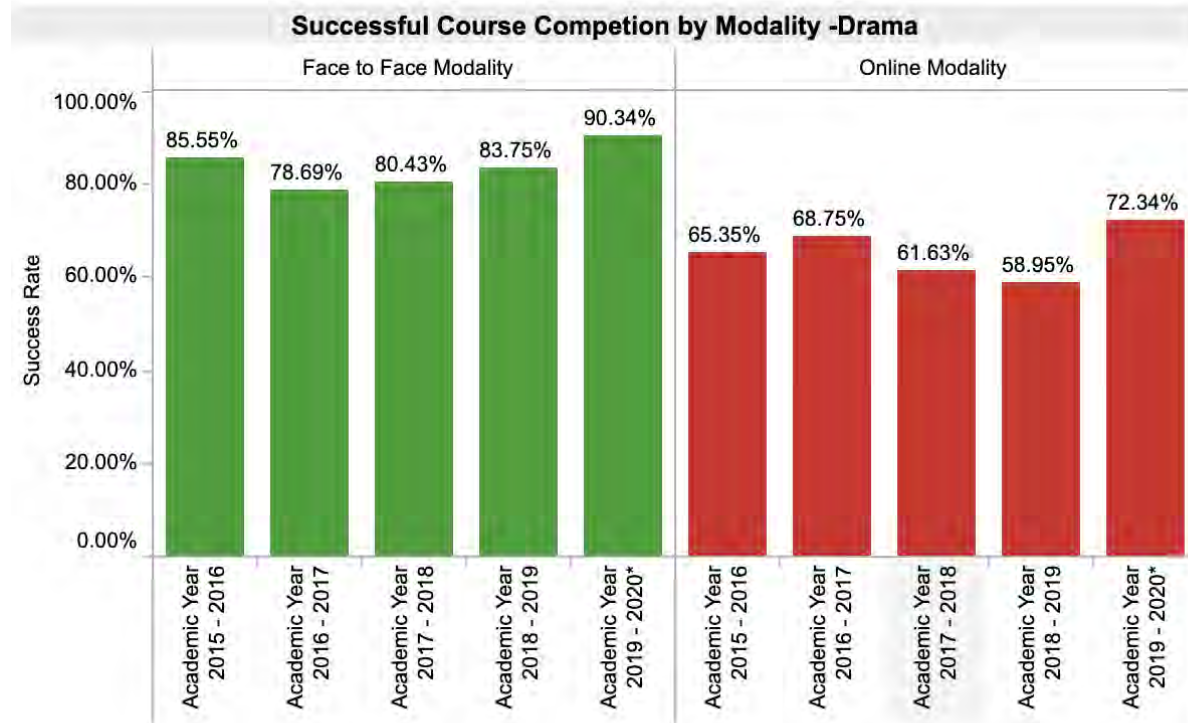
The Drama Program efficiency has climbed over the last three years. This is in part due to intense recruiting efforts. The college is a little below 13 and Drama is a little above 11.

[Student Success—Course Completion by Modality \(Insert Data Chart\)](#)

Insert the data chart and explain observed differences between the program and the college.

SLOCCCD Program Review Data: Successful Course Completion

Select Department: Course: Legend: ■ Face to Face Modality ■ Online Modality



		Academic Year 2015 - 2016	Academic Year 2016 - 2017	Academic Year 2017 - 2018	Academic Year 2018 - 2019	Academic Year 2019 - 2020*
Face to Face Modality	Department Success Rate	85.55%	78.69%	80.43%	83.75%	90.34%
	Total Department Enrollments	173.0	183.0	184.0	160.0	151.0
Online Modality	Department Success Rate	65.35%	68.75%	61.63%	58.95%	72.34%
	Total Department Enrollments	101.0	96.0	86.0	95.0	210.0

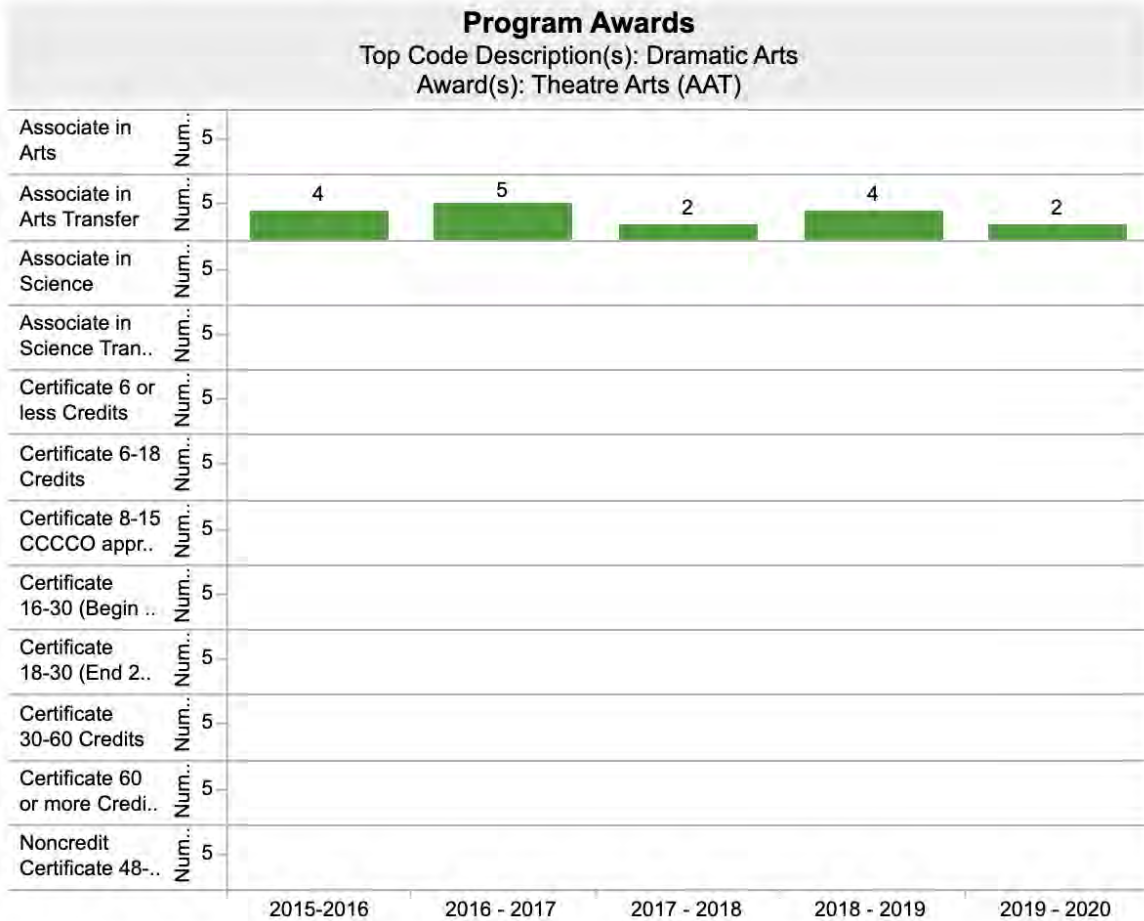
Student success for online courses is at its highest in the past 5 years. New strategies have successfully been implemented to boost students feeling of connectivity to the department and to the student community in both modalities.

[Degrees and Certificates Awarded \(Insert Data Chart\)](#)

Insert the data chart and explain observed differences between the program and the college.

SLOCCCD Program Review Data: Degrees and Certificates Awarded

Program: Award Type:



Program Awards Table

Award Type	Award	2015-2016	2016 - 2017	2017 - 2018	2018 - 2019	2019 - 2020
Associate in Arts Tr..	Theatre Arts (AAT)	4	5	2	4	2
	Total	4	5	2	4	2
	Grand Total	4	5	2	4	2

Program Awards: The number of degrees and certificates awarded by program type

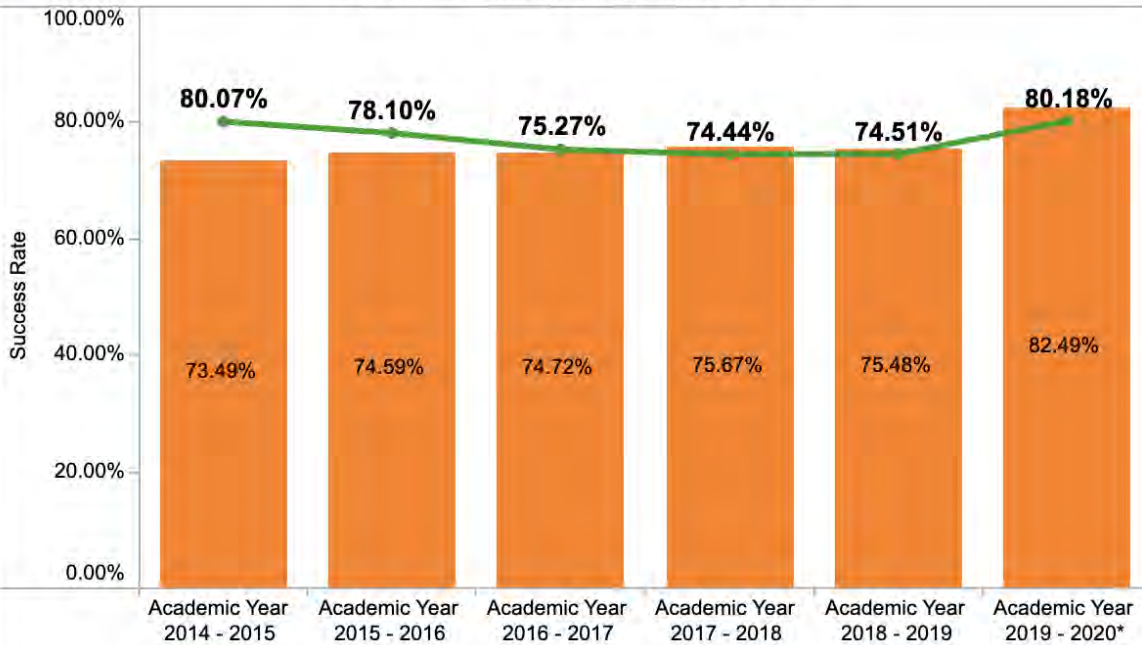
[General Student Success – Course Completion \(Insert Aggregated Data Chart\)](#)

SLOCCCD Program Review Data: Successful Course Completion

Select Department: TERM_ID: Measure Names: Department Success Rate Overall College Success ...

COURSE:

Successful Course Completion - Drama



Drama Success Rate Table

	Academic Year 2015 - 2016	Academic Year 2016 - 2017	Academic Year 2017 - 2018	Academic Year 2018 - 2019	Academic Year 2019 - 2020*
Department Success..	78.10%	75.27%	74.44%	74.51%	80.18%
Total Enrollments	274	279	270	255	361

Review the [Disaggregated Student Success](#) charts; include any charts that you will reference. Describe any departmental or pedagogical outcomes that have occurred as a result of programmatic discussion regarding the data presented.

OTHER RELEVANT PROGRAM DATA (OPTIONAL)

Provide and comment on any other data that is relevant to your program such as state or national certification/licensure exam results, employment data, etc. If necessary, describe origin and/or data collection methods used.

Cuesta College's Theatre Program is recognized as the best Theatre Program at a Community College in the USA by the Kennedy Centre American College Theatre Festival for the 8th consecutive year.

The global pandemic has crushed the theatre program, DRA 200 cannot be effectively offered on a virtual platform. DRA 200 represents the gateway into the program. All technical theatre classes were cancelled in Fall 2020 due to the closure of the CPAC facility and sheltering in place mandates. In spring 2021 only one course offering in technical theatre was offered, DRA 236. We expect a rebound in course offerings and enrollment post pandemic.

We hope to offer a DRA 237 in Spring 2022 and "crosslist" it with DRA 236 to improve the fill rate of those courses.

PROGRAM OUTCOMES ASSESSMENT CHECKLIST AND NARRATIVE

CHECKLIST:

- SLO assessment cycle calendar is up to date.
- All courses scheduled for assessment have been assessed in eLumen.
- Program Sustainability Plan progress report completed (if applicable).

NARRATIVE:

Briefly describe program changes, if any, which have been implemented in the previous year as a direct result of the Program or Student Services Learning Outcomes Assessment. *If no program changes have been made as results of Program or Student Services Learning Outcomes Assessment, indicate: NONE.*

We continue to be concerned about enrollment and are working on new ways to bring more students into the program to maintain 'critical mass' in the smaller classes and to achieve higher levels of efficiency.

PROGRAM PLANNING / FORECASTING FOR THE NEXT ACADEMIC YEAR

Briefly describe any program plans for the upcoming academic year. These may include but are not limited to the following: *(Note: you do not need to respond to each of the items below). If there are no forecasted plans for the program, for the upcoming year, indicate: NONE.*

- A. New or modified plans for achieving program-learning outcomes
- B. Anticipated changes in curriculum, scheduling or delivery modality
- C. Levels, delivery or types of services
- D. Facilities changes
- E. Staffing projections
- F. Other

A. Until the spring of 2020 we toured local schools offering workshops to theatre students as a recruiting effort. Our national reputation has attracted students from outside of our county into the program.

B. We are adding a new course, DRA 237, aimed at diversifying our offerings, building efficiency and retaining student engagement.

The Pandemic has clarified what classes transfer well to a virtual platform and the courses that require a face to face structure. We will be implementing these new findings.

D. We will be moving some of our costume stores to a “dry cleaner” rack in the old “Interact Theatre” (Shipping and Receiving), Prop storage will be provided by a 20’ shipping container. We are in the process of re-organizing the prop area in anticipation of the arrival of a 40’ shipping container. Sadly, the shipping container arrived smelling of oil and is not usable for costumes. We will be using it for property storage. All home hobby sewing machines in the costume construction studio have been replaced by industrial use machines to replicate industry standards.

PROGRAM SUSTAINABILITY PLAN PROGRESS REPORT

This section only needs to be completed if a program has an existing Program Sustainability Plan. Indicate whether objectives established in your Program Sustainability Plan have been addressed or not, and if improvement targets have been met.

Area of Decline or Challenge	Identified Objective (Paste from PSP)	Planning Steps (Check all that apply)	Has the Improvement Target Been Met?
Enrollment		<input type="checkbox"/> Identified <input type="checkbox"/> Resources Allocated <input type="checkbox"/> Implemented	Select one
Student Demand (Fill Rate)		<input type="checkbox"/> Identified <input type="checkbox"/> Resources Allocated <input type="checkbox"/> Implemented	Select one
Efficiency (FTES/FTEF)		<input type="checkbox"/> Identified <input type="checkbox"/> Resources Allocated <input type="checkbox"/> Implemented	Select one
Student Success – Course Completion		<input type="checkbox"/> Identified <input type="checkbox"/> Resources Allocated <input type="checkbox"/> Implemented	Select one
Student Success — Course Modality		<input type="checkbox"/> Identified <input type="checkbox"/> Resources Allocated <input type="checkbox"/> Implemented	Select one
Degrees and Certificates Awarded		<input type="checkbox"/> Identified <input type="checkbox"/> Resources Allocated <input type="checkbox"/> Implemented	Select one

If Program Sustainability Plan is still necessary, provide a brief description of how you plan to continue your PSP and update your PSP to remove any objectives that have been addressed and include any new objectives that are needed.