

## 2022 INSTRUCTIONAL ANNUAL PROGRAM PLANNING WORKSHEET

CURRENT YEAR: 2021-2022

CLUSTER: HAWK

NEXT SCHEDULED CPPR: 2022-2023

PROGRAM: HOSPITALITY

LAST YEAR CPPR COMPLETED: NA

CURRENT DATE: 2/23/2022

The Annual Program Planning Worksheet (APPW) is the process for:

- reviewing, analyzing and assessing programs on an annual basis
- documenting relevant program changes, trends, and plans for the upcoming year
- identifying program needs, if any, that will become part of the program's [resource plan](#)
- highlighting specific program accomplishments and updates since last year's APPW
- tracking progress on a Program Sustainability Plan if established previously

**Note:** Degrees and/or certificates for the *same* program *may be consolidated* into one APPW.

This APPW encompasses the following degrees and/or certificates:

**HOSPITALITY MANAGEMENT ADT AND HOSPITALITY MANAGEMENT CERTIFICATE OF ACHIEVEMENT.**

### GENERAL PROGRAM UPDATE

Describe significant changes, if any, to program mission, purpose or direction. *If there are not any, indicate: NONE.*

**The Hospitality program is teaming with CUL and NUTR for a new facility to host the catering class and offer front of the house experience for students in a future café.**

### PROGRAM SUSTAINABILITY PLAN UPDATE

Was a Program Sustainability Plan established in your program's most recent Comprehensive Program Plan and Review?

Yes  If yes, please complete the Program Sustainability Plan Progress Report below.

No  If no, you do not need to complete a Progress Report.

If you selected yes, please complete the Program Sustainability Plan Progress Report below after you complete the Data Analysis section. That data collection and analysis will help you to update, if necessary, your Program Sustainability Plan.

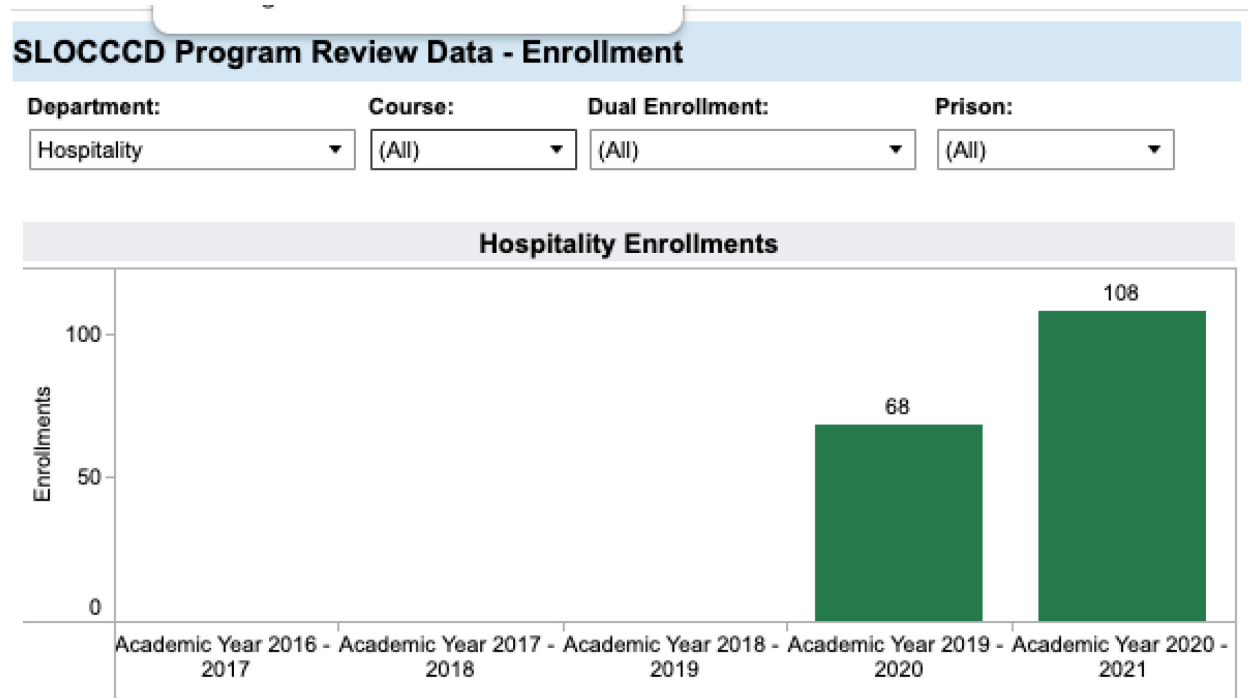
### DATA ANALYSIS AND PROGRAM-SPECIFIC MEASUREMENTS

Your responses to the prompts for the data elements below should be for the entire program. If this APPW is for multiple degrees and/or certificates, then you MAY want to comment on each

degree and/or certificate or discuss them holistically for the entire program being sure to highlight relevant trends for particular degrees and/or certificates if necessary. Responses in this document need only reference the most recent year's available data.

[General Enrollment \(Insert Aggregated Data Chart\)](#)

Insert the data chart and explain observed differences between the program and the college.



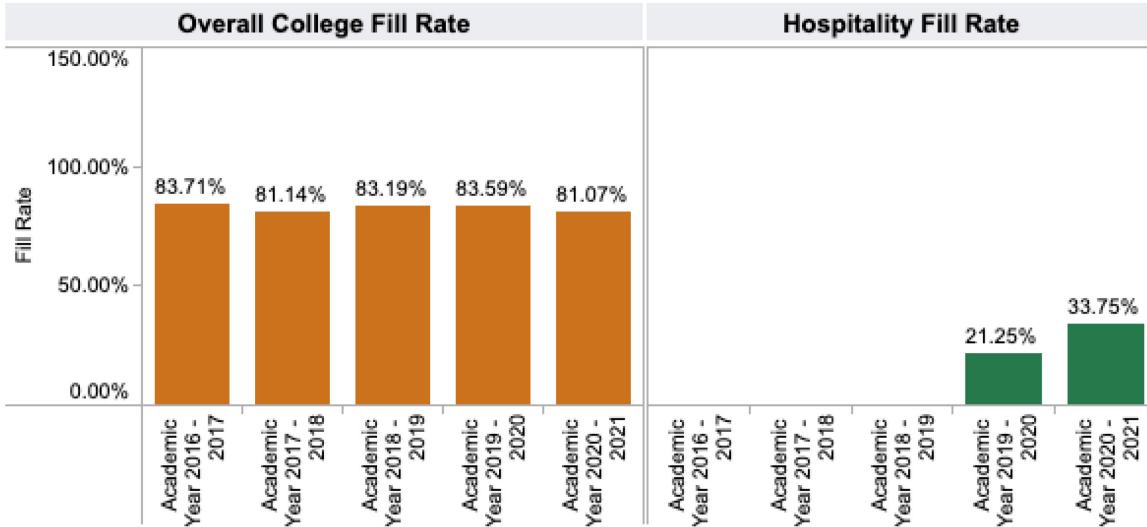
**Hospitality enrollment increased during a time most courses decreased in enrollment because of Covid.**

[General Student Demand \(Fill Rate\) \(Insert Aggregated Data Chart\)](#)

Insert the data chart and explain observed differences between the program and the college.

## SLOCCCD Program Review Data - Student Demand (Fill Rate)

Department: 
 Course: 
 Dual Enrollment: 
 Prison:



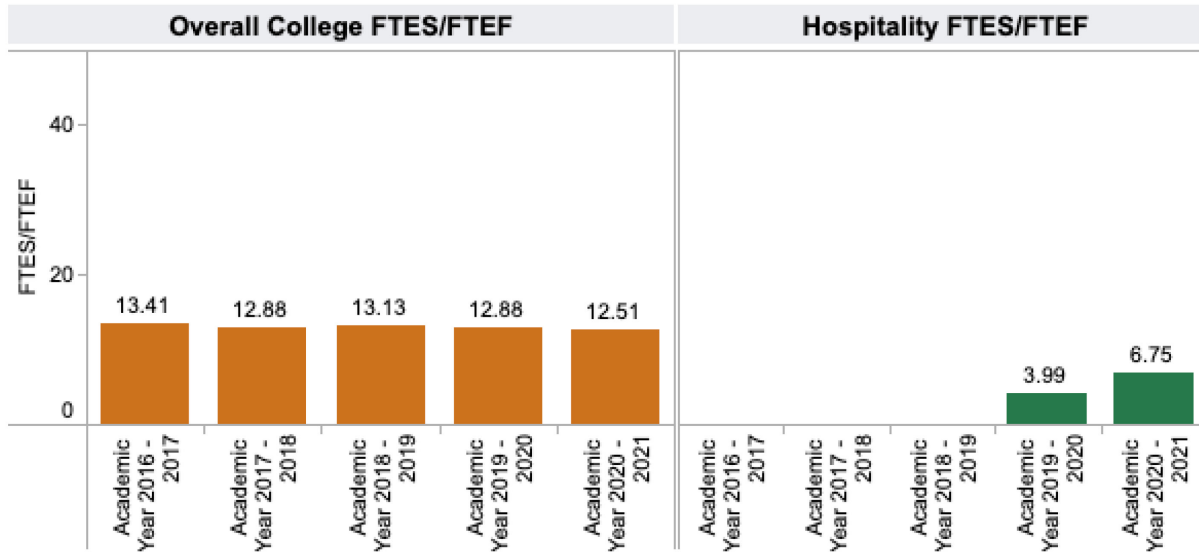
Fill rates in Hospitality still remain low compared to the college.

[General Efficiency \(FTES/FTEF\) \(Insert Aggregated Data Chart\)](#)

Insert the data chart and explain observed differences between the program and the college.

## SLOCCCD Program Review Data - Efficiency (FTES/FTEF)

Department: Hospitality Course: (All) Dual Enrollment: (All) Prison: (All)



Because fill rates are low, efficiency is low.

[Student Success—Course Completion by Modality \(Insert Data Chart\)](#)

Insert the data chart and explain observed differences between the program and the college.

## SLOCCCD Program Review Data: Successful Course Completion

Select Department:

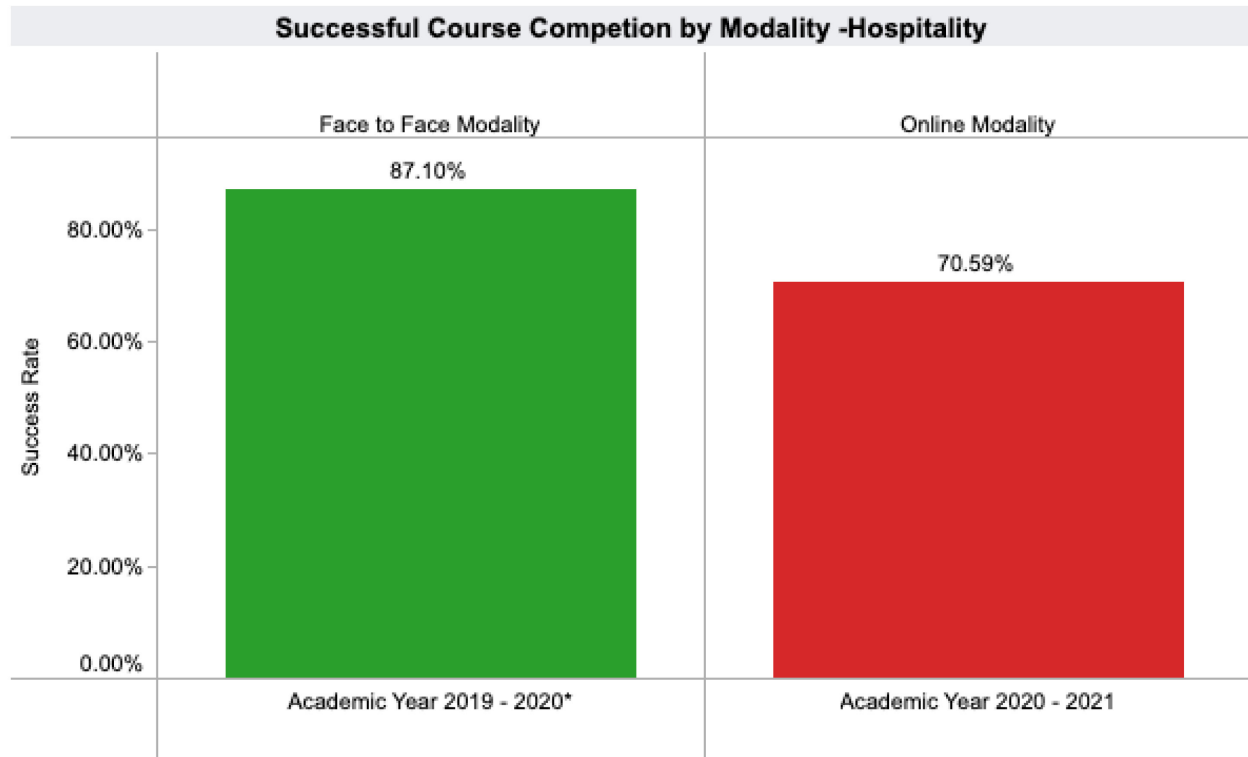
Hospitality Select Department: ▼

Course:

(All) ▼

Legend:

- Face to Face Modality
- Online Modality



The Face-to-Face modality produced more success than the DE modality.

[Degrees and Certificates Awarded \(Insert Data Chart\)](#)

Insert the data chart and explain observed differences between the program and the college.

## SLOCCCD Program Review Data: Degrees and Certificates Awarded

**Program:** Hospitality
**Award Type:** Hospitality Management (AST)

Program Awards						
Top Code Description(s): Hospitality						
Award(s): Hospitality Management (AST)						
Associate in Arts	2	1	0	2	1	0
Associate in Arts Transfer	2	1	0	2	1	0
Associate in Science	2	1	0	2	1	0
Associate in Science Transfer	2	1	0	2	1	1
Certificate of Achievement	2	1	0	2	1	0
Certificate of Specialization	2	1	0	2	1	0
Noncredit Certificate	2	1	0	2	1	0
	2015-2016	2016-2017	2017-2018	2018-2019	2019-2020	2020-2021

Program Awards Table							
Award Type	Award	2015-2016	2016-2017	2017-2018	2018-2019	2019-2020	2020-2021
Associate in Science Transfer	Hospitality Management (AST)						1
	<b>Total</b>						1
<b>Grand Total</b>							1

**We had our first student earn the new ADT.**

[General Student Success – Course Completion \(Insert Aggregated Data Chart\)](#)

## SLOCCCD Program Review Data: Successful Course Completion

Select Department:

Hospitality

TERM

(All)

Measure Names

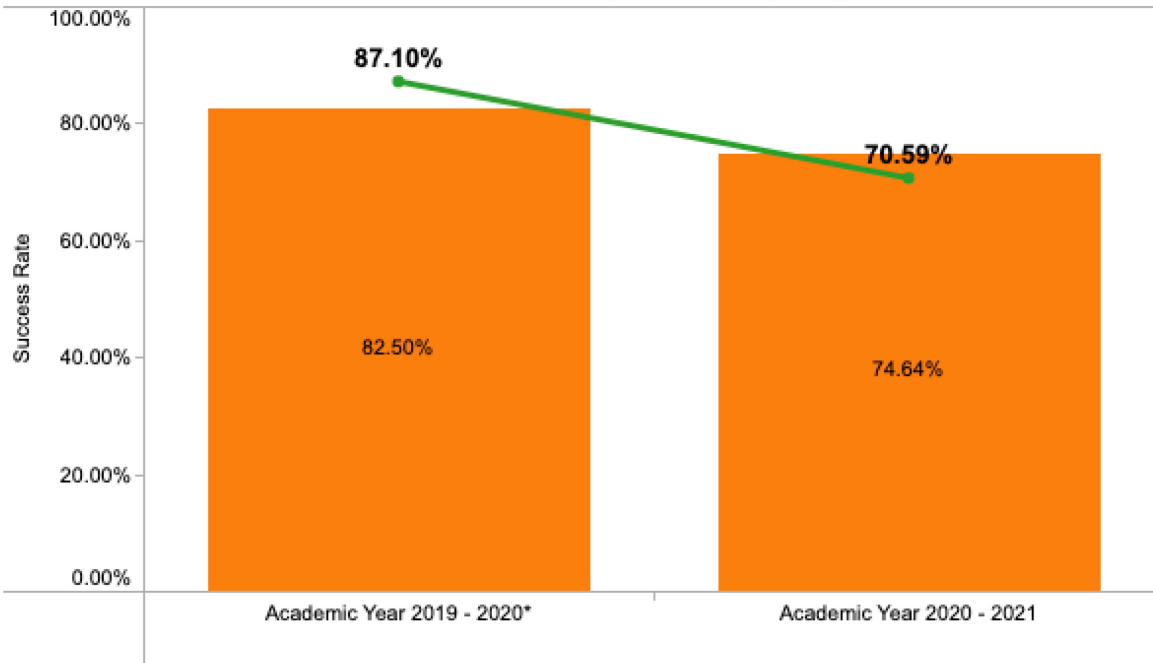
Department Success Rate

Overall College Success ...

COURSE

(All)

### Successful Course Completion - Hospitality

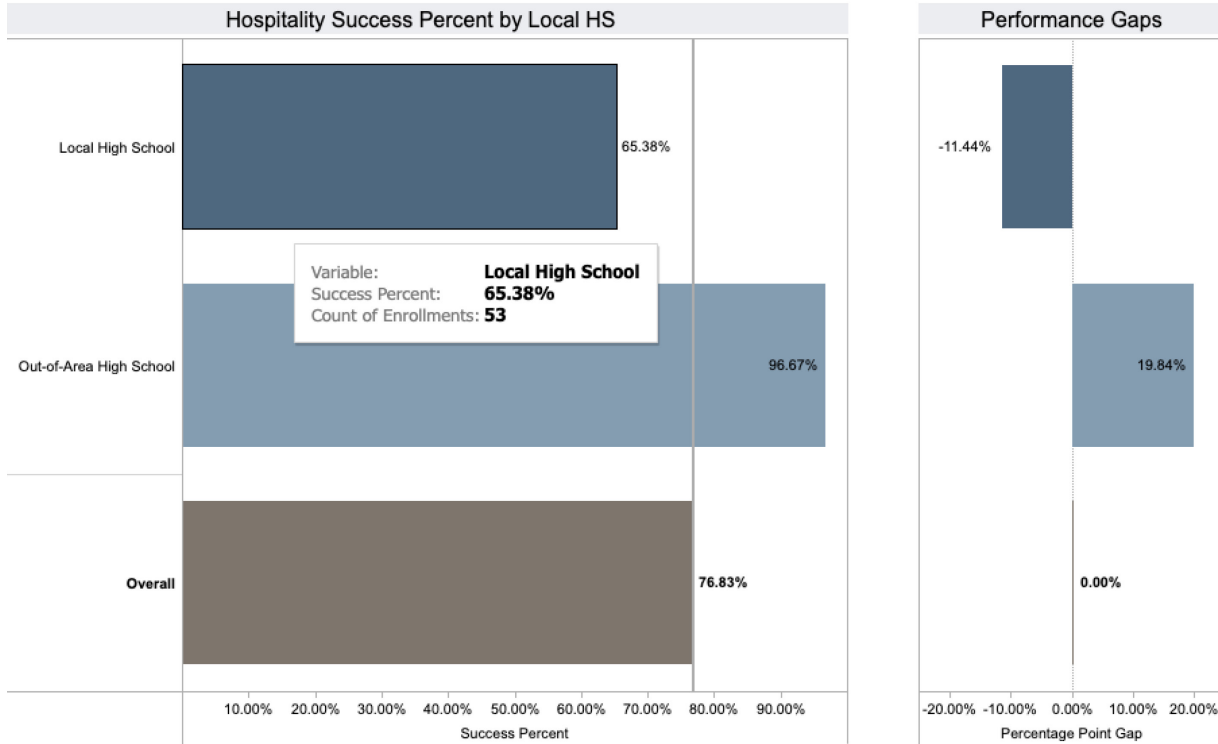


### Hospitality Success Rate Table

	Academic Year 2019 - 2020*	Academic Year 2020 - 2021
Department Success..	87.10%	70.59%
Total Enrollments	35	55

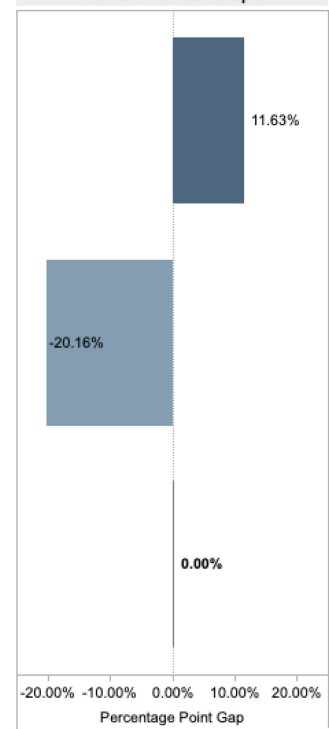
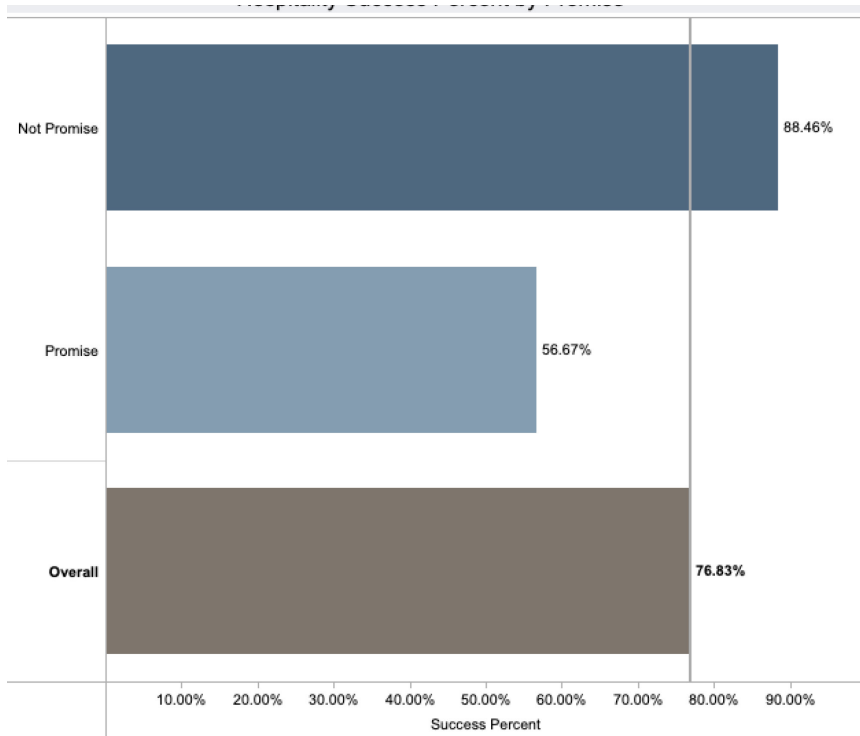
**Course completion is lower than the college average.**

Review the [Disaggregated Student Success](#) charts; include any charts that you will reference. Describe any departmental or pedagogical outcomes that have occurred as a result of programmatic discussion regarding the data presented.

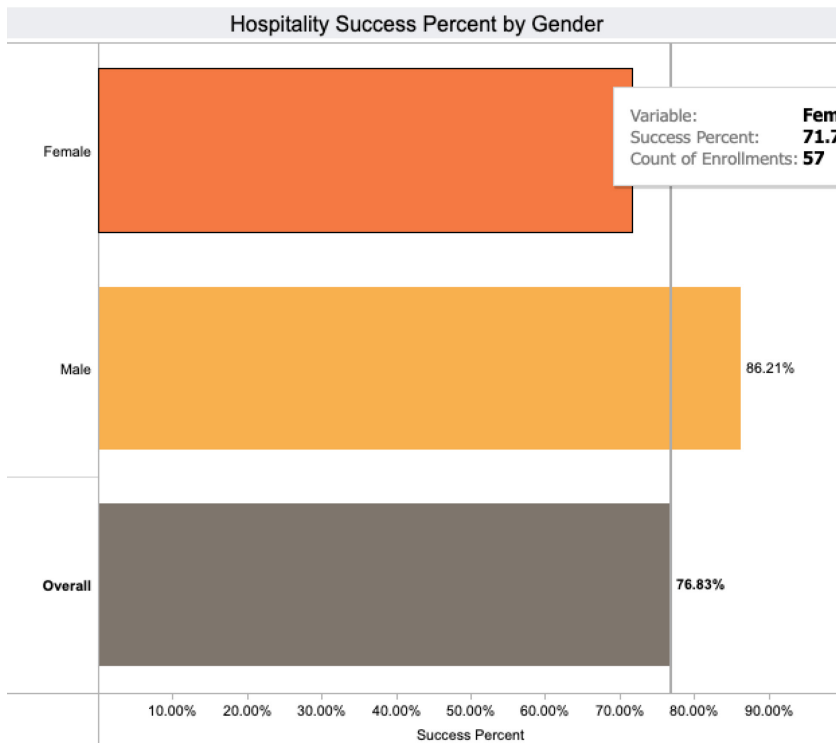


**Note:** Successful Course Completion is the ratio of enrollments resulting in a final grade of A, A-, B+, B, B-, C+, C, CR or P to all valid grades.

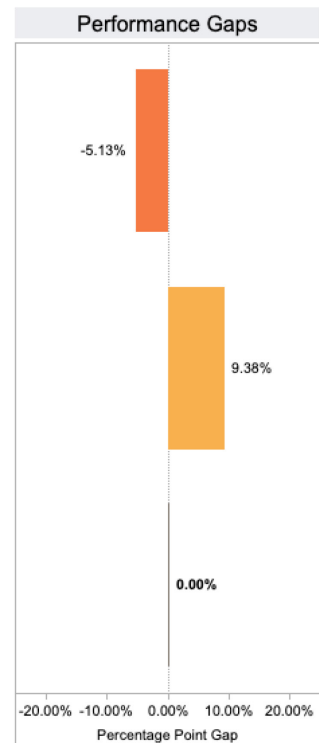




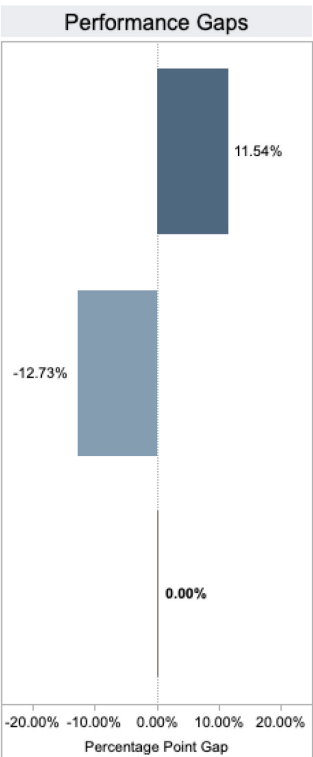
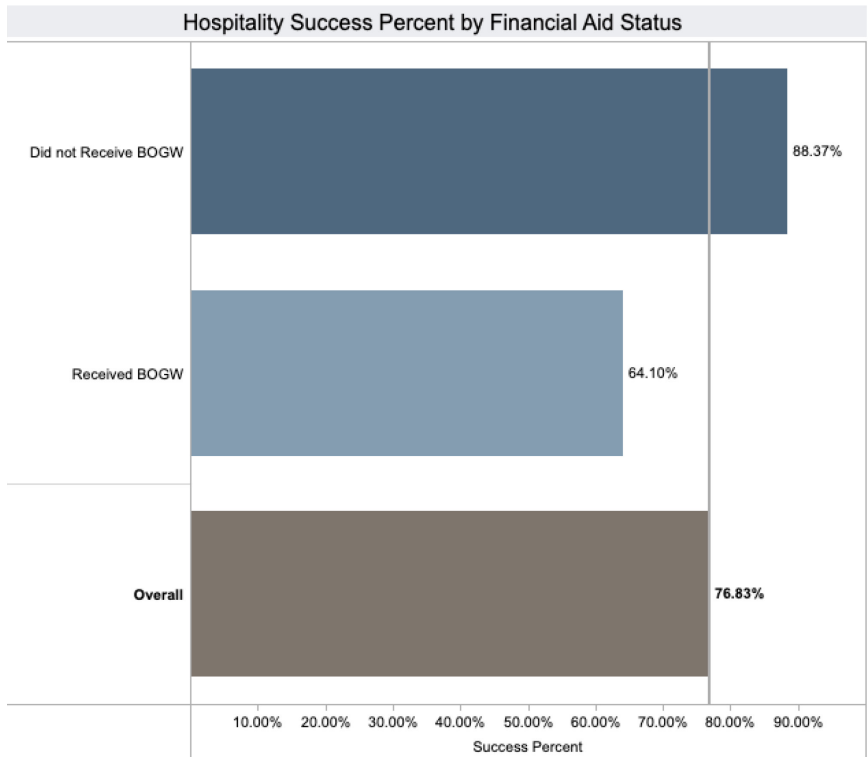
**Note:** Successful Course Completion is the ratio of enrollments resulting in a final grade of A, A-, B+, B, B-, C+, C, CR or P to all valid grades.



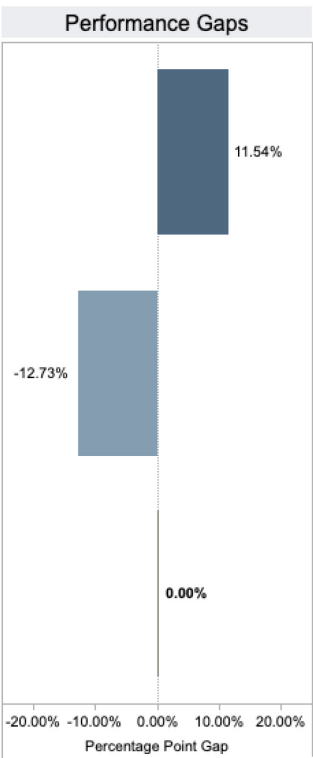
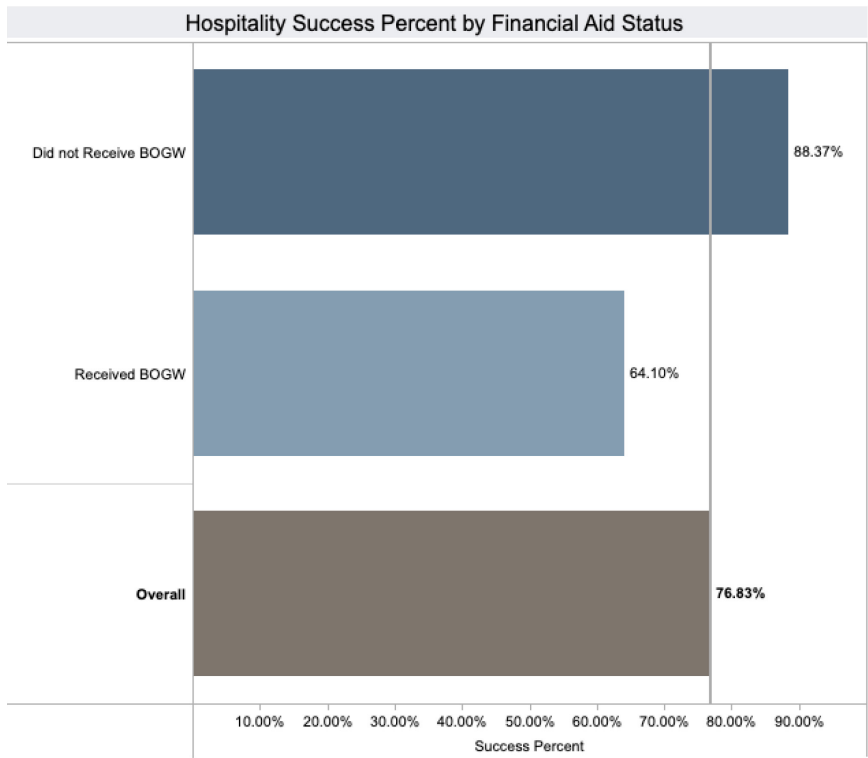
Variable: **Female**  
 Success Percent: **71.70%**  
 Count of Enrollments: **57**



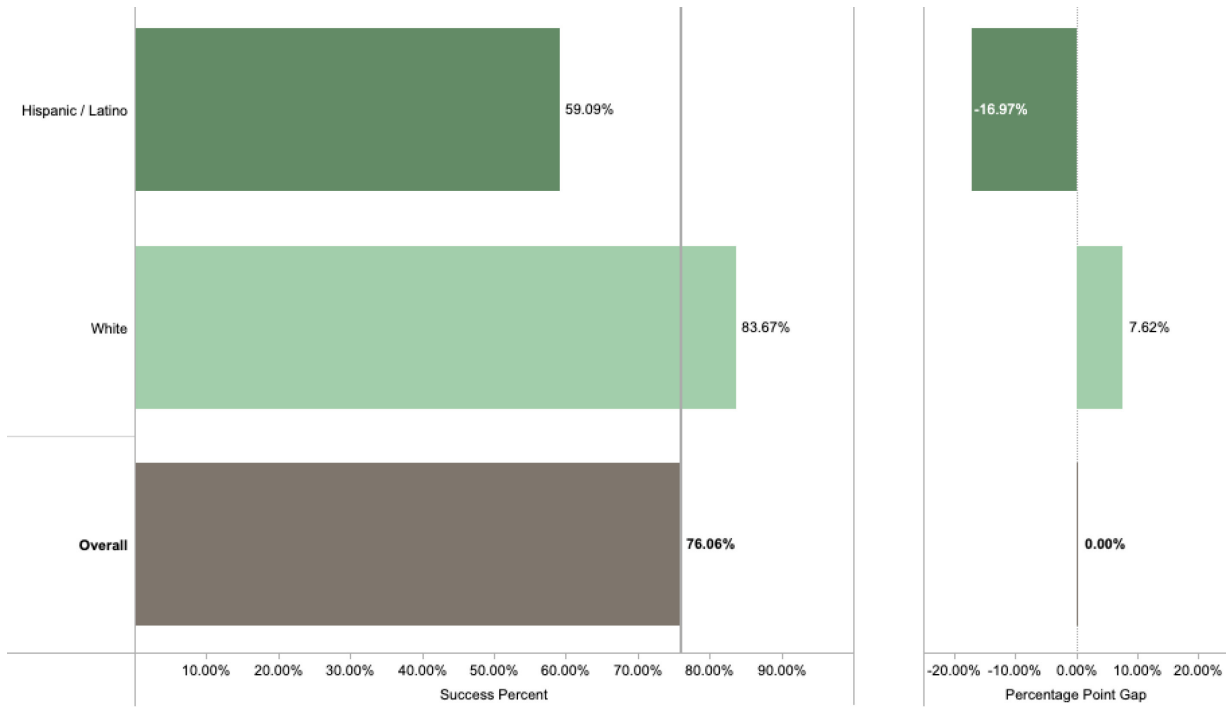
**Note:** Successful Course Completion is the ratio of enrollments resulting in a final grade of A, A-, B+, B, B-, C+, C, CR or P to all valid grades.



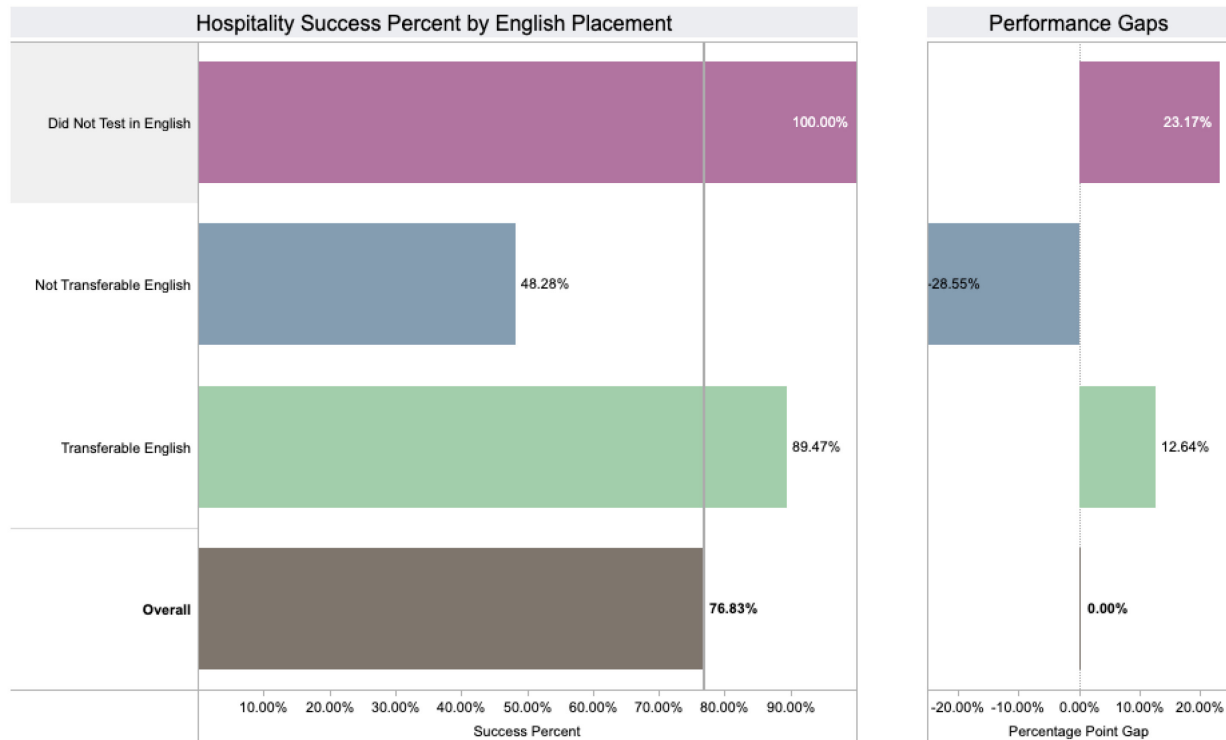
**Note:** Successful Course Completion is the ratio of enrollments resulting in a final grade of A, A-, B+, B, B-, C+, C, CR or P to all valid grades.



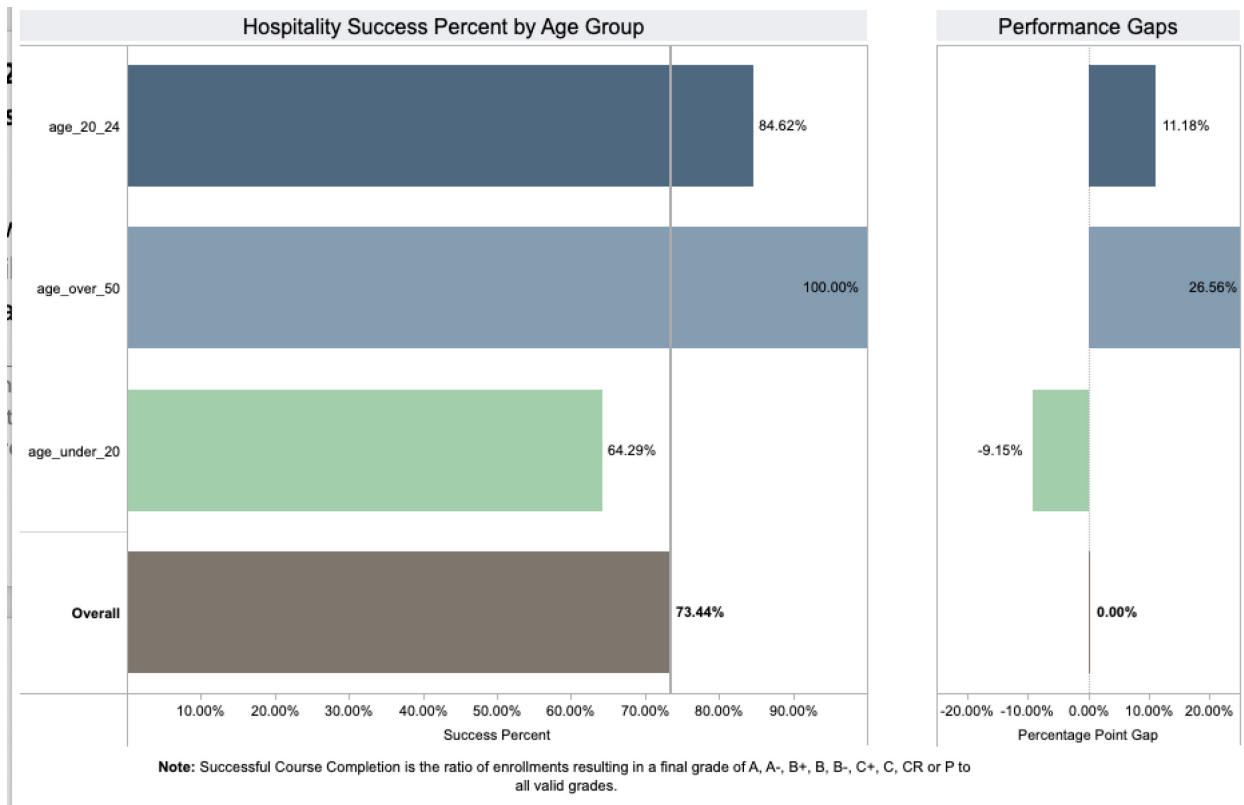
**Note:** Successful Course Completion is the ratio of enrollments resulting in a final grade of A, A-, B+, B, B-, C+, C, CR or P to all valid grades.



**Note:** Successful Course Completion is the ratio of enrollments resulting in a final grade of A, A-, B+, B, B-, C+, C, CR or P to all valid grades.



**Note:** Successful Course Completion is the ratio of enrollments resulting in a final grade of A, A-, B+, B, B-, C+, C, CR or P to all valid grades.



The above 8 categories seem to show success gaps in HOSP departmental data.

### OTHER RELEVANT PROGRAM DATA (OPTIONAL)

Provide and comment on any other data that is relevant to your program such as state or national certification/licensure exam results, employment data, etc. If necessary, describe origin and/or data collection methods used.

### PROGRAM OUTCOMES ASSESSMENT CHECKLIST AND NARRATIVE

#### CHECKLIST:

- SLO assessment cycle calendar is up to date.
- All courses scheduled for assessment have been assessed in eLumen.
- Program Sustainability Plan progress report completed (if applicable).

#### NARRATIVE:

Briefly describe program changes, if any, which have been implemented in the previous year as a direct result of the Program or Student Services Learning Outcomes Assessment. *If no program*

changes have been made as results of Program or Student Services Learning Outcomes Assessment, indicate: *NONE*. **NONE**

### **PROGRAM PLANNING / FORECASTING FOR THE NEXT ACADEMIC YEAR**

Briefly describe any program plans for the upcoming academic year. These may include but are not limited to the following: *(Note: you do not need to respond to each of the items below)*. *If there are no forecasted plans for the program, for the upcoming year, indicate: NONE.*

- A. New or modified plans for achieving program-learning outcomes **NONE**
- B. Anticipated changes in curriculum, scheduling or delivery modality
- C. Levels, delivery or types of services
- D. Facilities changes
  - **Plans for a new Nutrition, Culinary Arts, Hospitality building**
- E. Staffing projection: **A “lead” is needed to lead and promote the program**
- F. Other

## PROGRAM SUSTAINABILITY PLAN PROGRESS REPORT

This section only needs to be completed if a program has an existing Program Sustainability Plan. Indicate whether objectives established in your Program Sustainability Plan have been addressed or not, and if improvement targets have been met.

Area of Decline or Challenge	Identified Objective (Paste from PSP)	Planning Steps (Check all that apply)	Has the Improvement Target Been Met?
Enrollment		<input type="checkbox"/> Identified <input type="checkbox"/> Resources Allocated <input type="checkbox"/> Implemented	Select one
Student Demand (Fill Rate)		<input type="checkbox"/> Identified <input type="checkbox"/> Resources Allocated <input type="checkbox"/> Implemented	Select one
Efficiency (FTES/FTEF)		<input type="checkbox"/> Identified <input type="checkbox"/> Resources Allocated <input type="checkbox"/> Implemented	Select one
Student Success – Course Completion		<input type="checkbox"/> Identified <input type="checkbox"/> Resources Allocated <input type="checkbox"/> Implemented	Select one
Student Success – Course Modality		<input type="checkbox"/> Identified <input type="checkbox"/> Resources Allocated <input type="checkbox"/> Implemented	Select one
Degrees and Certificates Awarded		<input type="checkbox"/> Identified <input type="checkbox"/> Resources Allocated <input type="checkbox"/> Implemented	Select one

If Program Sustainability Plan is still necessary, provide a brief description of how you plan to continue your PSP and update your PSP to remove any objectives that have been addressed and include any new objectives that are needed.